

# Hungary: Antibiotics - Market Report. Analysis And Forecast To 2025





# TABLE OF CONTENTS

- 1. INTRODUCTION
  - 1.1 REPORT DESCRIPTION
  - 1.2 RESEARCH METHODOLOGY
  
- 2. EXECUTIVE SUMMARY
  - 2.1 KEY FINDINGS
  - 2.2 MARKET TRENDS
  
- 3. MARKET OVERVIEW
  - 3.1 MARKET VOLUME AND VALUE
  - 3.2 TRADE BALANCE
  - 3.3 MARKET SEGMENTATION BY TYPES
  - 3.4 MARKET OPPORTUNITIES
  - 3.5 MARKET FORECAST TO 2025
  
- 4. DOMESTIC PRODUCTION
  - 4.1 PRODUCTION IN 2007-2015
  - 4.2 PRODUCTION BY TYPES
  
- 5. IMPORTS
  - 5.1 IMPORTS BY TYPES IN 2007-2015
  - 5.2 IMPORTS BY COUNTRIES
  - 5.3 IMPORT PRICES BY COUNTRIES
  
- 6. EXPORTS
  - 6.1 EXPORTS BY TYPES IN 2007-2015
  - 6.2 EXPORTS BY COUNTRIES
  - 6.3 EXPORT PRICES
  
- 7. PRICES AND PRICE DEVELOPMENT
  - 7.1 PRODUCER PRICES ON THE DOMESTIC MARKET
  - 7.2 PRODUCER PRICES ON THE NON DOMESTIC MARKET
  
- 8. TRADE STRUCTURE AND CHANNELS
  - 8.1 MAJOR TRADE CHANNELS
  - 8.2 PRICE STRUCTURE
  
- 9. BUSINESS ENVIRONMENT OVERVIEW
  - 9.1 STRUCTURAL PROFILE
  - 9.2 COUNTRY ANALYSIS
  - 9.3 SIZE CLASS ANALYSIS

## B

## 10. COMPANY PROFILES

## LIST OF TABLES

Table 1: Key Findings

Table 2: Dynamics Of Market Volume, In Physical Terms, 2007-2015

Table 3: Dynamics Of Market Value, In Euro, 2007-2015

Table 4: Per-Capita Consumption, By Type

Table 5: Market Segmentation In Value Terms, By Type, 2015

Table 6: Comparison Of Consumption, Production And Imports, In Value Terms

Table 7: Production Of Antibiotics, In Physical And Value Terms, 2007-2015

Table 8: Imports Of Antibiotics, In Physical And Value Terms, By Type, 2007-2015

Table 9: Imports Of Antibiotics, In Value And Physical Terms, By Country Of Origin And Type, 2007-2015

Table 10: Import Prices Of Antibiotics, By Country Of Origin And Type, 2015

Table 11: Exports Of Antibiotics, In Physical And Value Terms, By Type, 2007-2015

Table 12: Exports Of Antibiotics, In Physical And Value Terms, By Country Of Destination and Type, 2007-2015

Table 13: Export Prices Of Antibiotics, By Country Of Destination and Type, 2007-2015

Table 14: Producer Prices For Antibiotics, 2015, By Type

Table 15: Producer Prices In Industry, Domestic Market - Monthly Data (2010 = 100)

Table 16: Producer Prices In Industry, Domestic Market - Annual Data (2010 = 100)

Table 17: Producer Prices In Industry, Non Domestic Market - Monthly Data (2010 = 100)

Table 18: Producer Prices In Industry, Non Domestic Market - Annual Data (2010 = 100), By Country

Table 19: Key Indicators

Table 20: Largest And Most Specialized Countries

Table 21: Number Of Persons Employed By Enterprise Size Class

Table 22: Value Added By Enterprise Size Class

## LIST OF FIGURES

Figure 1: Market Volume, In Physical Terms, 2007-2015

Figure 2: Market Value, In Euro, 2007-2015

Figure 3: Market Structure – Domestic Supply Vs. Imports, In Physical Terms, 2007-2015, By Supply

Figure 4: Market Structure – Domestic Supply Vs. Imports, In Value Terms, 2007-2015

Figure 5: Trade Balance Of Antibiotics, In Physical Terms, 2007-2015

Figure 6: Trade Balance, Antibiotics, In Value Terms, 2007-2015

Figure 7: Market Segmentation, By Type, 2015

Figure 8: Imports In Terms Of Value, Growth And Share, By Types

Figure 9: Market Forecast To 2025

Figure 10: Production Of Antibiotics, In Physical Terms, 2007-2015

Figure 11: Production Of Antibiotics, In Value Terms, 2007-2015

Figure 12: Production Structure Of Antibiotics, By Type, 2015

Figure 13: Production Of Antibiotics, In Physical Terms, By Type, 2007-2015

**B**

- Figure 14: Production Of Antibiotics, In Value Terms, By Type, 2007–2015
- Figure 15: Imports Of Antibiotics, In Physical Terms, By Type, 2007-2015
- Figure 16: Imports Of Antibiotics, In Value Terms, By Type, 2007-2015
- Figure 17: Imports Of Antibiotics, In Physical Terms, By Country Of Origin, 2015
- Figure 18: Imports Of Antibiotics, In Value Terms, By Country Of Origin, 2015
- Figure 19: Imports Of Antibiotics, In Physical Terms, By Country of Origin, 2007-2015
- Figure 20: Imports Of Antibiotics, In Value Terms, By Country of Origin, 2007-2015
- Figure 21: Import Prices Of Antibiotics, By Country, 2007-2015
- Figure 22: Import Prices Of Antibiotics, By Type, 2007-2015
- Figure 23: Exports Of Antibiotics, In Physical Terms, By Type, 2007-2015
- Figure 24: Exports Of Antibiotics, In Value Terms, By Type, 2007-2015
- Figure 25: Exports Of Antibiotics, In Physical Terms, By Country Of Destination, 2015
- Figure 26: Exports Of Antibiotics, In Value Terms, By Country Of Destination, 2015
- Figure 27: Exports Of Antibiotics, In Physical Terms, By Country Of Destination, 2007-2015
- Figure 28: Exports Of Antibiotics, In Value Terms, By Country Of Destination, 2007-2015
- Figure 29: Export Prices Of Antibiotics, By Country of Destination, 2007-2015
- Figure 30: Export Prices Of Antibiotics, By Type, 2007-2015
- Figure 31: Producer Prices In Industry - Domestic Output Price Index - In National Currency
- Figure 32: Producer Prices In Industry – Non-Domestic Output Price Index - In National Currency
- Figure 33: Relative Importance Of Enterprise Size Classes

# B 1. INTRODUCTION

## 1.1 REPORT DESCRIPTION

The report provides an in-depth analysis of the antibiotics market in Hungary. It presents the latest data of the market size and volume, European production, exports and imports, price dynamics and turnover in the industry. The report shows the sales data, allowing you to identify the key drivers and restraints. You can find here a strategic analysis of key factors influencing the market. Forecasts illustrate how the market will be transformed in the medium term. Profiles of the leading companies and brands are also included.

Countries coverage: Hungary

Product coverage: Penicillin and their derivatives with a penicillin acid structure, streptomycin and their derivatives, tetracycline and their derivatives, chloramphenicol and its derivatives, erythromycin and its derivatives and other antibiotics and salts thereof of all the above. These products should be understood as organic compounds (they belong to HS chapter 29), not ready to be used as pharmaceutical products/medicaments. In this sense, the products making up the code 35250-3 are distinct from medicaments containing them.

Data coverage:

- Antibiotics market size and value in Hungary
- Volume and dynamics of antibiotics production in Hungary
- Volume and dynamics of exports/imports
- Producer prices, import/export prices for antibiotics
- Antibiotics market trends, drivers and restraints
- Forecast of the market dynamics in the medium term
- Per capita consumption of antibiotics in Hungary

Why buy this report?

- Get the full picture of the market
- Identify Key success factors on the antibiotics market in Hungary
- Adjust your marketing strategy

## B 2. EXECUTIVE SUMMARY

### 2.1 KEY FINDINGS

Table 1: Key Findings

Key findings in 2015

|                               |                |     |
|-------------------------------|----------------|-----|
| Market Volume                 | thousand units | *** |
|                               | % to 2014      | *** |
| Market Value<br>in *** prices | million EUR    | *** |
|                               | % to 2014      | *** |
| Production                    | thousand units | *** |
|                               | % to 2014      | *** |
|                               | million EUR    | *** |
|                               | % to 2014      | *** |
| Imports                       | thousand units | *** |
|                               | % to 2014      | *** |
|                               | million EUR    | *** |
|                               | % to 2014      | *** |
| Exports                       | thousand units | *** |
|                               | % to 2014      | *** |
|                               | million EUR    | *** |
|                               | % to 2014      | *** |

Source: \*\*\*

### 2.2 MARKET TRENDS

.  
.  
.

# B 3. MARKET OVERVIEW

## 3.1 MARKET VOLUME AND VALUE

Figure 1: Market Volume, in Physical Terms, 2007-2015  
(thousand units, y-o-y)



Source: \*\*\*

Figure 2: : Market Value, in Value Terms, 2007-2015  
(million EUR, y-o-y)



Source: \*\*\*

Table 2: Market Volume, in Physical Terms, 2007-2015  
(thousand units)

| Product             | Unit               | 2007 | 2008 | 2009 | 2010 | 2011 | 2012 | 2013 | 2014 | 2015 | CAGR,<br>2007-<br>2015 |
|---------------------|--------------------|------|------|------|------|------|------|------|------|------|------------------------|
| Domestic production | units              | ***  | ***  | ***  | ***  | ***  | ***  | ***  | ***  | ***  | ***                    |
|                     | % to previous year | ***  | ***  | ***  | ***  | ***  | ***  | ***  | ***  | ***  | ***                    |
| Imports             | units              | ***  | ***  | ***  | ***  | ***  | ***  | ***  | ***  | ***  | ***                    |
|                     | % to previous year | ***  | ***  | ***  | ***  | ***  | ***  | ***  | ***  | ***  | ***                    |
| Exports             | units              | ***  | ***  | ***  | ***  | ***  | ***  | ***  | ***  | ***  | ***                    |
|                     | % to previous year | ***  | ***  | ***  | ***  | ***  | ***  | ***  | ***  | ***  | ***                    |
| Market Volume       | units              | ***  | ***  | ***  | ***  | ***  | ***  | ***  | ***  | ***  | ***                    |
|                     | % to previous year | ***  | ***  | ***  | ***  | ***  | ***  | ***  | ***  | ***  | ***                    |

Source: \*\*\*

Table 3: Market Value, in Value Terms, 2007-2015  
(million EUR), in producer and import/export prices

| Product             | Unit               | 2007 | 2008 | 2009 | 2010 | 2011 | 2012 | 2013 | 2014 | 2015 | CAGR,<br>2007-<br>2015 |
|---------------------|--------------------|------|------|------|------|------|------|------|------|------|------------------------|
| Domestic production | EUR                | ***  | ***  | ***  | ***  | ***  | ***  | ***  | ***  | ***  | ***                    |
|                     | % to previous year | ***  | ***  | ***  | ***  | ***  | ***  | ***  | ***  | ***  | ***                    |
| Imports             | EUR                | ***  | ***  | ***  | ***  | ***  | ***  | ***  | ***  | ***  | ***                    |
|                     | % to previous year | ***  | ***  | ***  | ***  | ***  | ***  | ***  | ***  | ***  | ***                    |
| Exports             | EUR                | ***  | ***  | ***  | ***  | ***  | ***  | ***  | ***  | ***  | ***                    |
|                     | % to previous year | ***  | ***  | ***  | ***  | ***  | ***  | ***  | ***  | ***  | ***                    |
| Market Volume       | EUR                | ***  | ***  | ***  | ***  | ***  | ***  | ***  | ***  | ***  | ***                    |
|                     | % to previous year | ***  | ***  | ***  | ***  | ***  | ***  | ***  | ***  | ***  | ***                    |

Source: \*\*\*



B

Figure 3: Market Structure – Domestic Supply Vs. Imports, in Physical Terms, 2007-2015 (% base on units)



Source: \*\*\*

Figure 4: Market Structure – Domestic Supply Vs. Imports, in Value Terms, 2007-2015 (% base on EUR), in producer and importer prices/ in exporter and importer prices



Source: \*\*\*

**B**

**3.2 TRADE BALANCE**

Figure 5: Trade Balance, in Physical Terms, 2007-2015  
(thousand units)



Source: \*\*\*

Figure 6: Trade Balance, in Value Terms, 2007-2015  
(million EUR), in import/export prices



Source: \*\*\*

## B

**3.3 MARKET SEGMENTATION BY TYPES**

.  
.  
.

Table 4: Per Capita Consumption in 2007-2015  
(unit/year and EUR /year)

| Item                      | Unit      | 2007 | 2008 | 2009 | 2010 | 2011 | 2012 | 2013 | 2014 | 2015 | CAGR,<br>2007-<br>2015 |
|---------------------------|-----------|------|------|------|------|------|------|------|------|------|------------------------|
| Per capita<br>consumption | unit/year | ***  | ***  | ***  | ***  | ***  | ***  | ***  | ***  | ***  | ***                    |
| Per capita<br>consumption | EUR/year  | ***  | ***  | ***  | ***  | ***  | ***  | ***  | ***  | ***  | ***                    |

Source: \*\*\*

**B**

**3.4 MARKET OPPORTUNITIES**

.  
.  
.

Table 6: Comparison of Consumption, Production and Imports

| Type  | Total demand | Total production |                | Total net imports |                | Share of import in total demand | IB Index |
|-------|--------------|------------------|----------------|-------------------|----------------|---------------------------------|----------|
|       | 2015         | 2015             | CAGR 2007-2015 | 2015              | CAGR 2007-2015 | 2015                            | 2015     |
| Cntr  | ***          | ***              | ***            | ***               | ***            | ***                             | ***      |
| EU-28 | ***          | ***              | ***            | ***               | ***            | ***                             | ***      |

Source: \*\*\*

**3.5 MARKET FORECAST TO 2025**

.  
.  
.

Figure 7: Market Forecast to 2025



Source: \*\*\*

## B 4. PRODUCTION

### 4.1 PRODUCTION IN 2007-2015

Figure 8: Production, in Physical Terms, 2007–2015  
(thousand units)



Source: \*\*\*

Figure 9: Production, in Value Terms, 2007–2015  
(million EUR)



Source: \*\*\*

**B**

## 4.2 PRODUCTION BY TYPES

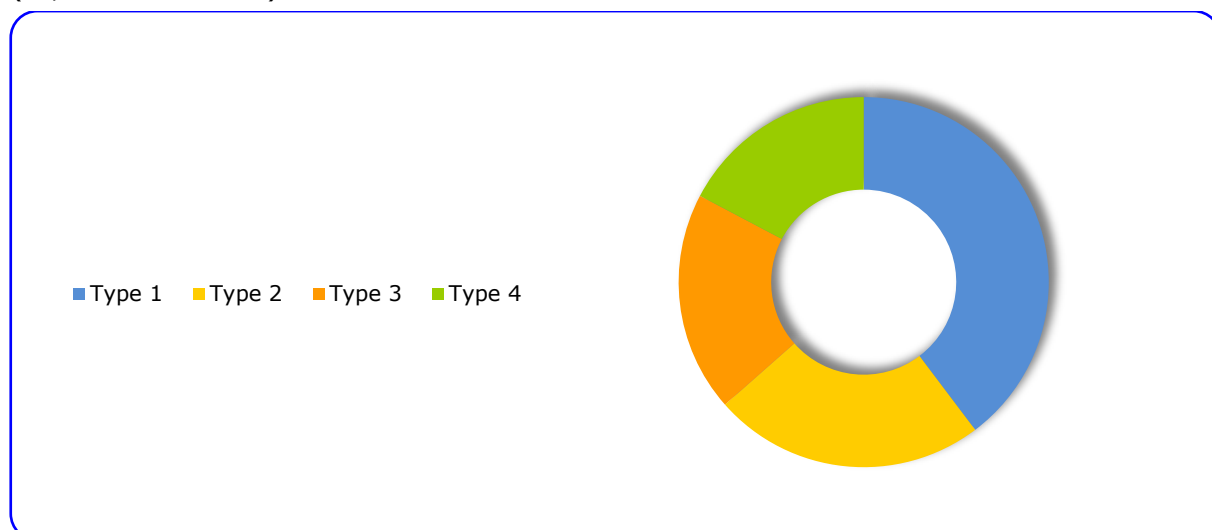
.  
.
   
.

Table 5: Production, in Physical Terms, 2007-2015  
(thousand units)

| Type/Period | 2007 | 2008 | 2009 | 2010 | 2011 | 2012 | 2013 | 2014 | 2015 | CAGR, 2007-2015 |
|-------------|------|------|------|------|------|------|------|------|------|-----------------|
| Type 1      | ***  | ***  | ***  | ***  | ***  | ***  | ***  | ***  | ***  | ***             |
| Type 2      | ***  | ***  | ***  | ***  | ***  | ***  | ***  | ***  | ***  | ***             |
| Type 3      | ***  | ***  | ***  | ***  | ***  | ***  | ***  | ***  | ***  | ***             |
| Type 4      | ***  | ***  | ***  | ***  | ***  | ***  | ***  | ***  | ***  | ***             |
| Total       | ***  | ***  | ***  | ***  | ***  | ***  | ***  | ***  | ***  | ***             |

Source: \*\*\*

Figure 10: Production, by Type, 2015  
(%, based on units)



Source: \*\*\*

**B**

Figure 11: Production, in Physical Terms, by Type, 2007–2015  
(thousand units)



Source: \*\*\*

## B 5. IMPORTS

### 5.1 IMPORTS BY TYPE IN 2007-2015

.  
.  
.

Table 11: Imports, in Physical and Value Terms, by Type, 2007-2015  
(thousand units, million USD)

| Type                  | 2007 | 2008 | 2009 | 2010 | 2011 | 2012 | 2013 | 2014 | 2015 | CAGR<br>2007-<br>2015 |
|-----------------------|------|------|------|------|------|------|------|------|------|-----------------------|
| <b>physical terms</b> |      |      |      |      |      |      |      |      |      |                       |
| Type 1                | ***  | ***  | ***  | ***  | ***  | ***  | ***  | ***  | ***  | ***                   |
| Type 2                | ***  | ***  | ***  | ***  | ***  | ***  | ***  | ***  | ***  | ***                   |
| Type 3                | ***  | ***  | ***  | ***  | ***  | ***  | ***  | ***  | ***  | ***                   |
| Type 4                | ***  | ***  | ***  | ***  | ***  | ***  | ***  | ***  | ***  | ***                   |
| Type 5                | ***  | ***  | ***  | ***  | ***  | ***  | ***  | ***  | ***  | ***                   |
| Others                | ***  | ***  | ***  | ***  | ***  | ***  | ***  | ***  | ***  | ***                   |
| Total                 | ***  | ***  | ***  | ***  | ***  | ***  | ***  | ***  | ***  | ***                   |
| <b>value terms</b>    |      |      |      |      |      |      |      |      |      |                       |
| Type 1                | ***  | ***  | ***  | ***  | ***  | ***  | ***  | ***  | ***  | ***                   |
| Type 2                | ***  | ***  | ***  | ***  | ***  | ***  | ***  | ***  | ***  | ***                   |
| Type 3                | ***  | ***  | ***  | ***  | ***  | ***  | ***  | ***  | ***  | ***                   |
| Type 4                | ***  | ***  | ***  | ***  | ***  | ***  | ***  | ***  | ***  | ***                   |
| Type 5                | ***  | ***  | ***  | ***  | ***  | ***  | ***  | ***  | ***  | ***                   |
| Others                | ***  | ***  | ***  | ***  | ***  | ***  | ***  | ***  | ***  | ***                   |
| Total                 | ***  | ***  | ***  | ***  | ***  | ***  | ***  | ***  | ***  | ***                   |

Source: \*\*\*



**B**

Figure 12: Imports, in Physical Terms, by Type, 2007-2015  
(thousand units)



Source: \*\*\*

Figure 13: Imports, in Value Terms, by Type, 2007-2015  
(million USD)



Source: \*\*\*

**B**

## 5.2 IMPORTS BY COUNTRIES

Figure 14: Imports, in Physical Terms, by Country, 2015  
(%, based on units)



Source: \*\*\*

Table 10: Imports, in Physical Terms, by Country, 2007-2015  
(thousand units)

| COUNTRY/PERIOD | 2007 | 2008 | 2009 | 2010 | 2011 | 2012 | 2013 | 2014 | 2015 | CAGR 2007-2015 |
|----------------|------|------|------|------|------|------|------|------|------|----------------|
| Country A      | ***  | ***  | ***  | ***  | ***  | ***  | ***  | ***  | ***  | ***            |
| Country B      | ***  | ***  | ***  | ***  | ***  | ***  | ***  | ***  | ***  | ***            |
| Country C      | ***  | ***  | ***  | ***  | ***  | ***  | ***  | ***  | ***  | ***            |
| Country D      | ***  | ***  | ***  | ***  | ***  | ***  | ***  | ***  | ***  | ***            |
| Country E      | ***  | ***  | ***  | ***  | ***  | ***  | ***  | ***  | ***  | ***            |
| Country F      | ***  | ***  | ***  | ***  | ***  | ***  | ***  | ***  | ***  | ***            |
| Country G      | ***  | ***  | ***  | ***  | ***  | ***  | ***  | ***  | ***  | ***            |
| Others         | ***  | ***  | ***  | ***  | ***  | ***  | ***  | ***  | ***  | ***            |
| Total          | ***  | ***  | ***  | ***  | ***  | ***  | ***  | ***  | ***  | ***            |

Source: \*\*\*

B

### 5.4 IMPORT PRICES BY COUNTRIES

Figure 15: Import Prices, by Country, 2007-2015  
(USD per unit)



Source: \*\*\*

# B 6. EXPORTS

## 6.1 EXPORTS BY TYPE IN 2007-2015

Table 6: Exports, in Physical and Value Terms, by Type, 2007-2015  
(thousand units, million USD)

| Type                  | 2007 | 2008 | 2009 | 2010 | 2011 | 2012 | 2013 | 2014 | 2015 | CAGR 2007-2015 |
|-----------------------|------|------|------|------|------|------|------|------|------|----------------|
| <b>physical terms</b> |      |      |      |      |      |      |      |      |      |                |
| Type 1                | ***  | ***  | ***  | ***  | ***  | ***  | ***  | ***  | ***  | ***            |
| Type 2                | ***  | ***  | ***  | ***  | ***  | ***  | ***  | ***  | ***  | ***            |
| Type 3                | ***  | ***  | ***  | ***  | ***  | ***  | ***  | ***  | ***  | ***            |
| Type 4                | ***  | ***  | ***  | ***  | ***  | ***  | ***  | ***  | ***  | ***            |
| Type 5                | ***  | ***  | ***  | ***  | ***  | ***  | ***  | ***  | ***  | ***            |
| Others                | ***  | ***  | ***  | ***  | ***  | ***  | ***  | ***  | ***  | ***            |
| Total                 | ***  | ***  | ***  | ***  | ***  | ***  | ***  | ***  | ***  | ***            |
| <b>value terms</b>    |      |      |      |      |      |      |      |      |      |                |
| Type 1                | ***  | ***  | ***  | ***  | ***  | ***  | ***  | ***  | ***  | ***            |
| Type 2                | ***  | ***  | ***  | ***  | ***  | ***  | ***  | ***  | ***  | ***            |
| Type 3                | ***  | ***  | ***  | ***  | ***  | ***  | ***  | ***  | ***  | ***            |
| Type 4                | ***  | ***  | ***  | ***  | ***  | ***  | ***  | ***  | ***  | ***            |
| Type 5                | ***  | ***  | ***  | ***  | ***  | ***  | ***  | ***  | ***  | ***            |
| Others                | ***  | ***  | ***  | ***  | ***  | ***  | ***  | ***  | ***  | ***            |
| Total                 | ***  | ***  | ***  | ***  | ***  | ***  | ***  | ***  | ***  | ***            |

Source: \*\*\*

Figure 16: Exports, in Physical Terms, by Type, 2007-2015  
(thousand units)



Source: \*\*\*

**B**

Figure 17: Exports, in Value Terms, by Type, 2007-2015  
(million USD)



Source: \*\*\*

**B**

## 6.2 EXPORTS BY COUNTRIES

.  
. .  
. .

Figure 18: Exports, in Physical Terms, by Country, 2015  
(%, based on units)



Source: \*\*\*

.  
. .  
. .

**B**

Figure 19: Exports, in Physical Terms, by Country, 2007-2015  
(thousand units)



Source: \*\*\*

.  
. .  
. . .

Figure 20: Exports, in Value Terms, by Country, 2007-2015  
(million USD)



Source: \*\*\*

.

## B

## 6.3 EXPORT PRICES

.  
.  
.

Table 7: Export Prices, by Country, 2007-2015  
(USD per unit)

| COUNTRY/PERIOD | 2007 | 2008 | 2009 | 2010 | 2011 | 2012 | 2013 | 2014 | 2015 | CAGR<br>2007-<br>2015 |
|----------------|------|------|------|------|------|------|------|------|------|-----------------------|
| Country A      | ***  | ***  | ***  | ***  | ***  | ***  | ***  | ***  | ***  | ***                   |
| Country B      | ***  | ***  | ***  | ***  | ***  | ***  | ***  | ***  | ***  | ***                   |
| Country C      | ***  | ***  | ***  | ***  | ***  | ***  | ***  | ***  | ***  | ***                   |
| Country D      | ***  | ***  | ***  | ***  | ***  | ***  | ***  | ***  | ***  | ***                   |
| Country E      | ***  | ***  | ***  | ***  | ***  | ***  | ***  | ***  | ***  | ***                   |
| Country F      | ***  | ***  | ***  | ***  | ***  | ***  | ***  | ***  | ***  | ***                   |
| Country G      | ***  | ***  | ***  | ***  | ***  | ***  | ***  | ***  | ***  | ***                   |
| Average        | ***  | ***  | ***  | ***  | ***  | ***  | ***  | ***  | ***  | ***                   |

Source: \*\*\*



# B 7. PRICES AND PRICE DEVELOPMENT

...

## 7.1 PRODUCER PRICES ON THE DOMESTIC MARKET

...

Table 8: Producer Prices in Industry, Domestic Market - Monthly Data (2010 = 100), by Country

INDIC\_BT Domestic output price index - in national currency

NACE\_R2 Manufacture of \*\*\*

Special value:

: not available

| Country                     | 2015 M01 | 2015 M02 | 2015 M03 | 2015 M04 | 2015 M05 | 2015 M06 | 2015 M07 | 2015 M08 | 2015 M09 |
|-----------------------------|----------|----------|----------|----------|----------|----------|----------|----------|----------|
| European Union (28 COUNTRY) | ***      | ***      | ***      | ***      | ***      | ***      | ***      | ***      | ***      |
| European Union (27 COUNTRY) | ***      | ***      | ***      | ***      | ***      | ***      | ***      | ***      | ***      |
| European Union (15 COUNTRY) | ***      | ***      | ***      | ***      | ***      | ***      | ***      | ***      | ***      |
| Euro area (18 COUNTRY)      | ***      | ***      | ***      | ***      | ***      | ***      | ***      | ***      | ***      |
| Euro area (17 COUNTRY)      | ***      | ***      | ***      | ***      | ***      | ***      | ***      | ***      | ***      |
| Country                     | ***      | ***      | ***      | ***      | ***      | ***      | ***      | ***      | ***      |
| Country                     | ***      | ***      | ***      | ***      | ***      | ***      | ***      | ***      | ***      |
| Country                     | ***      | ***      | ***      | ***      | ***      | ***      | ***      | ***      | ***      |
| Country                     | ***      | ***      | ***      | ***      | ***      | ***      | ***      | ***      | ***      |
| Country                     | ***      | ***      | ***      | ***      | ***      | ***      | ***      | ***      | ***      |
| Country                     | ***      | ***      | ***      | ***      | ***      | ***      | ***      | ***      | ***      |
| Country                     | ***      | ***      | ***      | ***      | ***      | ***      | ***      | ***      | ***      |
| Country                     | ***      | ***      | ***      | ***      | ***      | ***      | ***      | ***      | ***      |
| Country                     | ***      | ***      | ***      | ***      | ***      | ***      | ***      | ***      | ***      |
| Country                     | ***      | ***      | ***      | ***      | ***      | ***      | ***      | ***      | ***      |
| Country                     | ***      | ***      | ***      | ***      | ***      | ***      | ***      | ***      | ***      |
| Country                     | ***      | ***      | ***      | ***      | ***      | ***      | ***      | ***      | ***      |
| Country                     | ***      | ***      | ***      | ***      | ***      | ***      | ***      | ***      | ***      |
| Country                     | ***      | ***      | ***      | ***      | ***      | ***      | ***      | ***      | ***      |
| Country                     | ***      | ***      | ***      | ***      | ***      | ***      | ***      | ***      | ***      |
| Country                     | ***      | ***      | ***      | ***      | ***      | ***      | ***      | ***      | ***      |
| Country                     | ***      | ***      | ***      | ***      | ***      | ***      | ***      | ***      | ***      |
| Country                     | ***      | ***      | ***      | ***      | ***      | ***      | ***      | ***      | ***      |
| Country                     | ***      | ***      | ***      | ***      | ***      | ***      | ***      | ***      | ***      |
| Country                     | ***      | ***      | ***      | ***      | ***      | ***      | ***      | ***      | ***      |
| Country                     | ***      | ***      | ***      | ***      | ***      | ***      | ***      | ***      | ***      |
| Country                     | ***      | ***      | ***      | ***      | ***      | ***      | ***      | ***      | ***      |
| Country                     | ***      | ***      | ***      | ***      | ***      | ***      | ***      | ***      | ***      |
| Country                     | ***      | ***      | ***      | ***      | ***      | ***      | ***      | ***      | ***      |
| Country                     | ***      | ***      | ***      | ***      | ***      | ***      | ***      | ***      | ***      |

B

| Country | 2015 M01 | 2015 M02 | 2015 M03 | 2015 M04 | 2015 M05 | 2015 M06 | 2015 M07 | 2015 M08 | 2015 M09 |
|---------|----------|----------|----------|----------|----------|----------|----------|----------|----------|
| Country | ***      | ***      | ***      | ***      | ***      | ***      | ***      | ***      | ***      |
| Country | ***      | ***      | ***      | ***      | ***      | ***      | ***      | ***      | ***      |
| Country | ***      | ***      | ***      | ***      | ***      | ***      | ***      | ***      | ***      |
| Country | ***      | ***      | ***      | ***      | ***      | ***      | ***      | ***      | ***      |
| Country | ***      | ***      | ***      | ***      | ***      | ***      | ***      | ***      | ***      |
| Country | ***      | ***      | ***      | ***      | ***      | ***      | ***      | ***      | ***      |
| Country | ***      | ***      | ***      | ***      | ***      | ***      | ***      | ***      | ***      |
| Country | ***      | ***      | ***      | ***      | ***      | ***      | ***      | ***      | ***      |
| Country | ***      | ***      | ***      | ***      | ***      | ***      | ***      | ***      | ***      |
| Country | ***      | ***      | ***      | ***      | ***      | ***      | ***      | ***      | ***      |
| Country | ***      | ***      | ***      | ***      | ***      | ***      | ***      | ***      | ***      |
| Country | ***      | ***      | ***      | ***      | ***      | ***      | ***      | ***      | ***      |
| Country | ***      | ***      | ***      | ***      | ***      | ***      | ***      | ***      | ***      |
| Country | ***      | ***      | ***      | ***      | ***      | ***      | ***      | ***      | ***      |
| Country | ***      | ***      | ***      | ***      | ***      | ***      | ***      | ***      | ***      |

Source: \*\*\*

Table 9: Producer Prices in Industry, Domestic Market - Annual Data (2010 = 100), by Country

INDIC\_BT Domestic output price index - in national currency  
 NACE\_R2 Manufacture of \*\*\*  
 Special value:  
 : not available

| Country                     | 2006 | 2007 | 2008 | 2009 | 2010 | 2011 | 2012 | 2013 | 2014 | 2015 |
|-----------------------------|------|------|------|------|------|------|------|------|------|------|
| European Union (28 COUNTRY) | ***  | ***  | ***  | ***  | ***  | ***  | ***  | ***  | ***  | ***  |
| European Union (27 COUNTRY) | ***  | ***  | ***  | ***  | ***  | ***  | ***  | ***  | ***  | ***  |
| European Union (15 COUNTRY) | ***  | ***  | ***  | ***  | ***  | ***  | ***  | ***  | ***  | ***  |
| Euro area (18 COUNTRY)      | ***  | ***  | ***  | ***  | ***  | ***  | ***  | ***  | ***  | ***  |
| Euro area (17 COUNTRY)      | ***  | ***  | ***  | ***  | ***  | ***  | ***  | ***  | ***  | ***  |
| Country                     | ***  | ***  | ***  | ***  | ***  | ***  | ***  | ***  | ***  | ***  |
| Country                     | ***  | ***  | ***  | ***  | ***  | ***  | ***  | ***  | ***  | ***  |
| Country                     | ***  | ***  | ***  | ***  | ***  | ***  | ***  | ***  | ***  | ***  |
| Country                     | ***  | ***  | ***  | ***  | ***  | ***  | ***  | ***  | ***  | ***  |
| Country                     | ***  | ***  | ***  | ***  | ***  | ***  | ***  | ***  | ***  | ***  |
| Country                     | ***  | ***  | ***  | ***  | ***  | ***  | ***  | ***  | ***  | ***  |
| Country                     | ***  | ***  | ***  | ***  | ***  | ***  | ***  | ***  | ***  | ***  |
| Country                     | ***  | ***  | ***  | ***  | ***  | ***  | ***  | ***  | ***  | ***  |
| Country                     | ***  | ***  | ***  | ***  | ***  | ***  | ***  | ***  | ***  | ***  |
| Country                     | ***  | ***  | ***  | ***  | ***  | ***  | ***  | ***  | ***  | ***  |
| Country                     | ***  | ***  | ***  | ***  | ***  | ***  | ***  | ***  | ***  | ***  |
| Country                     | ***  | ***  | ***  | ***  | ***  | ***  | ***  | ***  | ***  | ***  |
| Country                     | ***  | ***  | ***  | ***  | ***  | ***  | ***  | ***  | ***  | ***  |
| Country                     | ***  | ***  | ***  | ***  | ***  | ***  | ***  | ***  | ***  | ***  |
| Country                     | ***  | ***  | ***  | ***  | ***  | ***  | ***  | ***  | ***  | ***  |

**B**

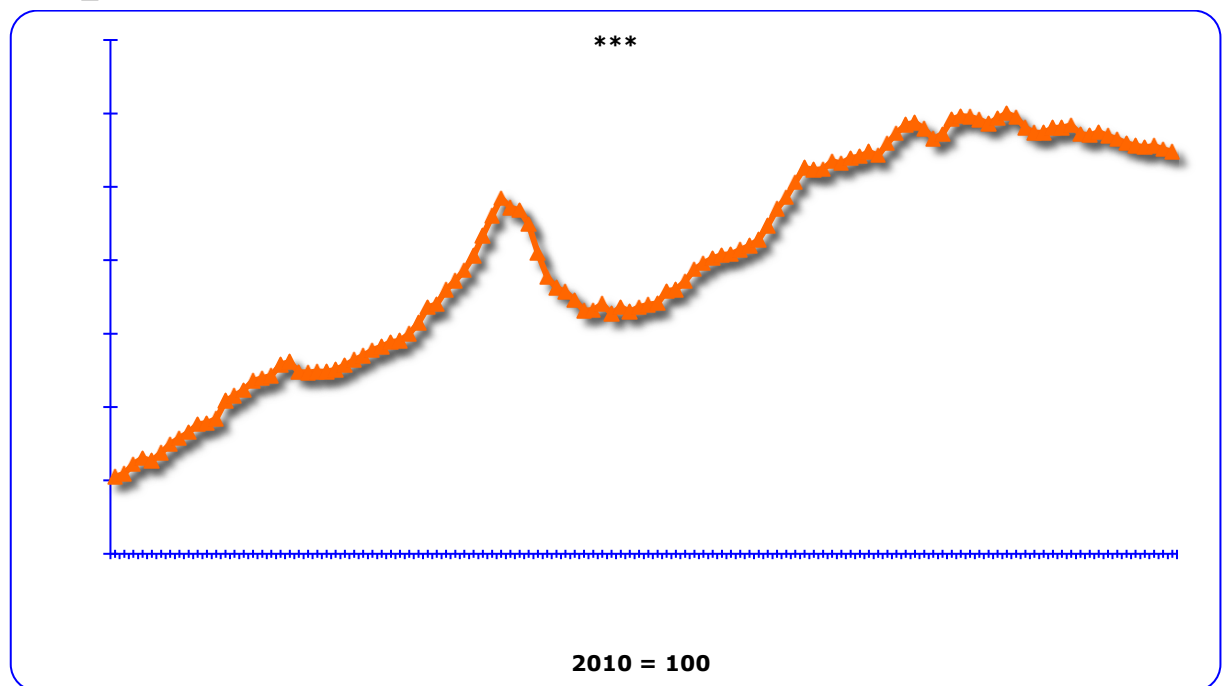
| Country | 2006 | 2007 | 2008 | 2009 | 2010 | 2011 | 2012 | 2013 | 2014 | 2015 |
|---------|------|------|------|------|------|------|------|------|------|------|
| Country | ***  | ***  | ***  | ***  | ***  | ***  | ***  | ***  | ***  | ***  |
| Country | ***  | ***  | ***  | ***  | ***  | ***  | ***  | ***  | ***  | ***  |
| Country | ***  | ***  | ***  | ***  | ***  | ***  | ***  | ***  | ***  | ***  |
| Country | ***  | ***  | ***  | ***  | ***  | ***  | ***  | ***  | ***  | ***  |
| Country | ***  | ***  | ***  | ***  | ***  | ***  | ***  | ***  | ***  | ***  |
| Country | ***  | ***  | ***  | ***  | ***  | ***  | ***  | ***  | ***  | ***  |
| Country | ***  | ***  | ***  | ***  | ***  | ***  | ***  | ***  | ***  | ***  |
| Country | ***  | ***  | ***  | ***  | ***  | ***  | ***  | ***  | ***  | ***  |
| Country | ***  | ***  | ***  | ***  | ***  | ***  | ***  | ***  | ***  | ***  |
| Country | ***  | ***  | ***  | ***  | ***  | ***  | ***  | ***  | ***  | ***  |
| Country | ***  | ***  | ***  | ***  | ***  | ***  | ***  | ***  | ***  | ***  |
| Country | ***  | ***  | ***  | ***  | ***  | ***  | ***  | ***  | ***  | ***  |
| Country | ***  | ***  | ***  | ***  | ***  | ***  | ***  | ***  | ***  | ***  |
| Country | ***  | ***  | ***  | ***  | ***  | ***  | ***  | ***  | ***  | ***  |
| Country | ***  | ***  | ***  | ***  | ***  | ***  | ***  | ***  | ***  | ***  |
| Country | ***  | ***  | ***  | ***  | ***  | ***  | ***  | ***  | ***  | ***  |
| Country | ***  | ***  | ***  | ***  | ***  | ***  | ***  | ***  | ***  | ***  |
| Country | ***  | ***  | ***  | ***  | ***  | ***  | ***  | ***  | ***  | ***  |
| Country | ***  | ***  | ***  | ***  | ***  | ***  | ***  | ***  | ***  | ***  |
| Country | ***  | ***  | ***  | ***  | ***  | ***  | ***  | ***  | ***  | ***  |
| Country | ***  | ***  | ***  | ***  | ***  | ***  | ***  | ***  | ***  | ***  |
| Country | ***  | ***  | ***  | ***  | ***  | ***  | ***  | ***  | ***  | ***  |

Source: \*\*\*

Figure 21: Producer Prices in Industry - Domestic Output Price Index - in National Currency

INDIC\_BT Domestic output price index - in national currency

NACE\_R2 Manufacture of \*\*\*



Source: \*\*\*

## B

## 7.2 PRODUCER PRICES ON THE NON-DOMESTIC MARKET

...

Table 10: Producer Prices in Industry, Non-Domestic Market - Monthly Data (2010 = 100), by Country

INDIC\_BT *Non-domestic output price index - in national currency*NACE\_R2 *Manufacture of \*\*\**

Special value:

: not available

| Country                     | 2015 M01 | 2015 M02 | 2015 M03 | 2015 M04 | 2015 M05 | 2015 M06 | 2015 M07 | 2015 M08 | 2015 M09 |
|-----------------------------|----------|----------|----------|----------|----------|----------|----------|----------|----------|
| European Union (28 COUNTRY) | ***      | ***      | ***      | ***      | ***      | ***      | ***      | ***      | ***      |
| European Union (27 COUNTRY) | ***      | ***      | ***      | ***      | ***      | ***      | ***      | ***      | ***      |
| European Union (15 COUNTRY) | ***      | ***      | ***      | ***      | ***      | ***      | ***      | ***      | ***      |
| Euro area (18 COUNTRY)      | ***      | ***      | ***      | ***      | ***      | ***      | ***      | ***      | ***      |
| Euro area (17 COUNTRY)      | ***      | ***      | ***      | ***      | ***      | ***      | ***      | ***      | ***      |
| Country                     | ***      | ***      | ***      | ***      | ***      | ***      | ***      | ***      | ***      |
| Country                     | ***      | ***      | ***      | ***      | ***      | ***      | ***      | ***      | ***      |
| Country                     | ***      | ***      | ***      | ***      | ***      | ***      | ***      | ***      | ***      |
| Country                     | ***      | ***      | ***      | ***      | ***      | ***      | ***      | ***      | ***      |
| Country                     | ***      | ***      | ***      | ***      | ***      | ***      | ***      | ***      | ***      |
| Country                     | ***      | ***      | ***      | ***      | ***      | ***      | ***      | ***      | ***      |
| Country                     | ***      | ***      | ***      | ***      | ***      | ***      | ***      | ***      | ***      |
| Country                     | ***      | ***      | ***      | ***      | ***      | ***      | ***      | ***      | ***      |
| Country                     | ***      | ***      | ***      | ***      | ***      | ***      | ***      | ***      | ***      |
| Country                     | ***      | ***      | ***      | ***      | ***      | ***      | ***      | ***      | ***      |
| Country                     | ***      | ***      | ***      | ***      | ***      | ***      | ***      | ***      | ***      |
| Country                     | ***      | ***      | ***      | ***      | ***      | ***      | ***      | ***      | ***      |
| Country                     | ***      | ***      | ***      | ***      | ***      | ***      | ***      | ***      | ***      |
| Country                     | ***      | ***      | ***      | ***      | ***      | ***      | ***      | ***      | ***      |
| Country                     | ***      | ***      | ***      | ***      | ***      | ***      | ***      | ***      | ***      |
| Country                     | ***      | ***      | ***      | ***      | ***      | ***      | ***      | ***      | ***      |
| Country                     | ***      | ***      | ***      | ***      | ***      | ***      | ***      | ***      | ***      |
| Country                     | ***      | ***      | ***      | ***      | ***      | ***      | ***      | ***      | ***      |
| Country                     | ***      | ***      | ***      | ***      | ***      | ***      | ***      | ***      | ***      |
| Country                     | ***      | ***      | ***      | ***      | ***      | ***      | ***      | ***      | ***      |
| Country                     | ***      | ***      | ***      | ***      | ***      | ***      | ***      | ***      | ***      |
| Country                     | ***      | ***      | ***      | ***      | ***      | ***      | ***      | ***      | ***      |
| Country                     | ***      | ***      | ***      | ***      | ***      | ***      | ***      | ***      | ***      |
| Country                     | ***      | ***      | ***      | ***      | ***      | ***      | ***      | ***      | ***      |
| Country                     | ***      | ***      | ***      | ***      | ***      | ***      | ***      | ***      | ***      |
| Country                     | ***      | ***      | ***      | ***      | ***      | ***      | ***      | ***      | ***      |
| Country                     | ***      | ***      | ***      | ***      | ***      | ***      | ***      | ***      | ***      |
| Country                     | ***      | ***      | ***      | ***      | ***      | ***      | ***      | ***      | ***      |
| Country                     | ***      | ***      | ***      | ***      | ***      | ***      | ***      | ***      | ***      |
| Country                     | ***      | ***      | ***      | ***      | ***      | ***      | ***      | ***      | ***      |
| Country                     | ***      | ***      | ***      | ***      | ***      | ***      | ***      | ***      | ***      |
| Country                     | ***      | ***      | ***      | ***      | ***      | ***      | ***      | ***      | ***      |

B

| Country | 2015 M01 | 2015 M02 | 2015 M03 | 2015 M04 | 2015 M05 | 2015 M06 | 2015 M07 | 2015 M08 | 2015 M09 |
|---------|----------|----------|----------|----------|----------|----------|----------|----------|----------|
| Country | ***      | ***      | ***      | ***      | ***      | ***      | ***      | ***      | ***      |
| Country | ***      | ***      | ***      | ***      | ***      | ***      | ***      | ***      | ***      |
| Country | ***      | ***      | ***      | ***      | ***      | ***      | ***      | ***      | ***      |
| Country | ***      | ***      | ***      | ***      | ***      | ***      | ***      | ***      | ***      |
| Country | ***      | ***      | ***      | ***      | ***      | ***      | ***      | ***      | ***      |

Source: \*\*\*

Table 11: Producer Prices in Industry, Non-Domestic Market - Annual Data (2010 = 100), by Country

INDIC\_BT Non-domestic output price index - in national currency  
 NACE\_R2 Manufacture of \*\*\*  
 Special value:  
 : not available

| Country                     | 2006 | 2007 | 2008 | 2009 | 2010 | 2011 | 2012 | 2013 | 2014 | 2015 |
|-----------------------------|------|------|------|------|------|------|------|------|------|------|
| European Union (28 COUNTRY) | ***  | ***  | ***  | ***  | ***  | ***  | ***  | ***  | ***  | ***  |
| European Union (27 COUNTRY) | ***  | ***  | ***  | ***  | ***  | ***  | ***  | ***  | ***  | ***  |
| European Union (15 COUNTRY) | ***  | ***  | ***  | ***  | ***  | ***  | ***  | ***  | ***  | ***  |
| Euro area (18 COUNTRY)      | ***  | ***  | ***  | ***  | ***  | ***  | ***  | ***  | ***  | ***  |
| Euro area (17 COUNTRY)      | ***  | ***  | ***  | ***  | ***  | ***  | ***  | ***  | ***  | ***  |
| Country                     | ***  | ***  | ***  | ***  | ***  | ***  | ***  | ***  | ***  | ***  |
| Country                     | ***  | ***  | ***  | ***  | ***  | ***  | ***  | ***  | ***  | ***  |
| Country                     | ***  | ***  | ***  | ***  | ***  | ***  | ***  | ***  | ***  | ***  |
| Country                     | ***  | ***  | ***  | ***  | ***  | ***  | ***  | ***  | ***  | ***  |
| Country                     | ***  | ***  | ***  | ***  | ***  | ***  | ***  | ***  | ***  | ***  |
| Country                     | ***  | ***  | ***  | ***  | ***  | ***  | ***  | ***  | ***  | ***  |
| Country                     | ***  | ***  | ***  | ***  | ***  | ***  | ***  | ***  | ***  | ***  |
| Country                     | ***  | ***  | ***  | ***  | ***  | ***  | ***  | ***  | ***  | ***  |
| Country                     | ***  | ***  | ***  | ***  | ***  | ***  | ***  | ***  | ***  | ***  |
| Country                     | ***  | ***  | ***  | ***  | ***  | ***  | ***  | ***  | ***  | ***  |
| Country                     | ***  | ***  | ***  | ***  | ***  | ***  | ***  | ***  | ***  | ***  |
| Country                     | ***  | ***  | ***  | ***  | ***  | ***  | ***  | ***  | ***  | ***  |
| Country                     | ***  | ***  | ***  | ***  | ***  | ***  | ***  | ***  | ***  | ***  |
| Country                     | ***  | ***  | ***  | ***  | ***  | ***  | ***  | ***  | ***  | ***  |
| Country                     | ***  | ***  | ***  | ***  | ***  | ***  | ***  | ***  | ***  | ***  |
| Country                     | ***  | ***  | ***  | ***  | ***  | ***  | ***  | ***  | ***  | ***  |
| Country                     | ***  | ***  | ***  | ***  | ***  | ***  | ***  | ***  | ***  | ***  |
| Country                     | ***  | ***  | ***  | ***  | ***  | ***  | ***  | ***  | ***  | ***  |
| Country                     | ***  | ***  | ***  | ***  | ***  | ***  | ***  | ***  | ***  | ***  |
| Country                     | ***  | ***  | ***  | ***  | ***  | ***  | ***  | ***  | ***  | ***  |
| Country                     | ***  | ***  | ***  | ***  | ***  | ***  | ***  | ***  | ***  | ***  |
| Country                     | ***  | ***  | ***  | ***  | ***  | ***  | ***  | ***  | ***  | ***  |

B

| Country | 2006 | 2007 | 2008 | 2009 | 2010 | 2011 | 2012 | 2013 | 2014 | 2015 |
|---------|------|------|------|------|------|------|------|------|------|------|
| Country | ***  | ***  | ***  | ***  | ***  | ***  | ***  | ***  | ***  | ***  |
| Country | ***  | ***  | ***  | ***  | ***  | ***  | ***  | ***  | ***  | ***  |
| Country | ***  | ***  | ***  | ***  | ***  | ***  | ***  | ***  | ***  | ***  |
| Country | ***  | ***  | ***  | ***  | ***  | ***  | ***  | ***  | ***  | ***  |
| Country | ***  | ***  | ***  | ***  | ***  | ***  | ***  | ***  | ***  | ***  |
| Country | ***  | ***  | ***  | ***  | ***  | ***  | ***  | ***  | ***  | ***  |
| Country | ***  | ***  | ***  | ***  | ***  | ***  | ***  | ***  | ***  | ***  |
| Country | ***  | ***  | ***  | ***  | ***  | ***  | ***  | ***  | ***  | ***  |
| Country | ***  | ***  | ***  | ***  | ***  | ***  | ***  | ***  | ***  | ***  |
| Country | ***  | ***  | ***  | ***  | ***  | ***  | ***  | ***  | ***  | ***  |

Source: \*\*\*

Figure 22: Producer Prices in Industry – Non-Domestic Output Price Index - in National Currency

INDIC\_BT Non-domestic output price index - in national currency

NACE\_R2 Manufacture of \*\*\*



Source: \*\*\*

## **B** 8. TRADE STRUCTURE AND CHANNELS

### **8.1 MAJOR TRADE CHANNELS**

...

### **8.2 PRICE STRUCTURE**

...



# 9. BUSINESS ENVIRONMENT OVERVIEW

## 9.1 STRUCTURAL PROFILE

...

Table 19: Key Indicators, Type of Manufacturing, 2012

*Special value:*  
: *not available*

| Country | Number of enterprises | Number of persons employed | Turnover | Value added   | Personnel costs |
|---------|-----------------------|----------------------------|----------|---------------|-----------------|
|         | (Units)               |                            |          | (EUR million) |                 |
| Country | ***                   | ***                        | ***      | ***           | ***             |
| Country | ***                   | ***                        | ***      | ***           | ***             |
| Country | ***                   | ***                        | ***      | ***           | ***             |
| Country | ***                   | ***                        | ***      | ***           | ***             |
| Country | ***                   | ***                        | ***      | ***           | ***             |
| Country | ***                   | ***                        | ***      | ***           | ***             |
| Country | ***                   | ***                        | ***      | ***           | ***             |
| Country | ***                   | ***                        | ***      | ***           | ***             |
| Country | ***                   | ***                        | ***      | ***           | ***             |
| Country | ***                   | ***                        | ***      | ***           | ***             |
| Country | ***                   | ***                        | ***      | ***           | ***             |
| Country | ***                   | ***                        | ***      | ***           | ***             |
| Country | ***                   | ***                        | ***      | ***           | ***             |
| Country | ***                   | ***                        | ***      | ***           | ***             |
| Country | ***                   | ***                        | ***      | ***           | ***             |
| Country | ***                   | ***                        | ***      | ***           | ***             |
| Country | ***                   | ***                        | ***      | ***           | ***             |
| Country | ***                   | ***                        | ***      | ***           | ***             |
| Country | ***                   | ***                        | ***      | ***           | ***             |
| Country | ***                   | ***                        | ***      | ***           | ***             |
| Country | ***                   | ***                        | ***      | ***           | ***             |
| Country | ***                   | ***                        | ***      | ***           | ***             |
| Country | ***                   | ***                        | ***      | ***           | ***             |
| Country | ***                   | ***                        | ***      | ***           | ***             |
| Country | ***                   | ***                        | ***      | ***           | ***             |
| Country | ***                   | ***                        | ***      | ***           | ***             |
| Country | ***                   | ***                        | ***      | ***           | ***             |
| Country | ***                   | ***                        | ***      | ***           | ***             |
| Country | ***                   | ***                        | ***      | ***           | ***             |

Source: \*\*\*



## B

## 9.2 COUNTRY ANALYSIS

...

Table 12: Largest and Most Specialised Countries in Type of Manufacturing

| Country   | Value added | (% share of EU-28 value added) |
|-----------|-------------|--------------------------------|
| Country A | ***         | ***                            |
| Country B | ***         | ***                            |
| Country C | ***         | ***                            |
| Country D | ***         | ***                            |
| Country E | ***         | ***                            |
| Country F | ***         | ***                            |
| Country G | ***         | ***                            |
| Country H | ***         | ***                            |
| Country I | ***         | ***                            |
| Country J | ***         | ***                            |

Source: \*\*\*

## 9.3 SIZE CLASS ANALYSIS

...

Table 13: Number of Persons Employed by Enterprise Size Class, Type of Manufacturing, 2012

Special value:  
: not available

| Country | From 0 to 9 persons employed | From 10 to 19 persons employed | From 20 to 49 persons employed | From 50 to 249 persons employed | 250 persons employed or more |
|---------|------------------------------|--------------------------------|--------------------------------|---------------------------------|------------------------------|
| EU-28   | ***                          | ***                            | ***                            | ***                             | ***                          |
| EU-27   | ***                          | ***                            | ***                            | ***                             | ***                          |
| Country | ***                          | ***                            | ***                            | ***                             | ***                          |
| Country | ***                          | ***                            | ***                            | ***                             | ***                          |
| Country | ***                          | ***                            | ***                            | ***                             | ***                          |
| Country | ***                          | ***                            | ***                            | ***                             | ***                          |
| Country | ***                          | ***                            | ***                            | ***                             | ***                          |
| Country | ***                          | ***                            | ***                            | ***                             | ***                          |
| Country | ***                          | ***                            | ***                            | ***                             | ***                          |
| Country | ***                          | ***                            | ***                            | ***                             | ***                          |
| Country | ***                          | ***                            | ***                            | ***                             | ***                          |
| Country | ***                          | ***                            | ***                            | ***                             | ***                          |
| Country | ***                          | ***                            | ***                            | ***                             | ***                          |
| Country | ***                          | ***                            | ***                            | ***                             | ***                          |
| Country | ***                          | ***                            | ***                            | ***                             | ***                          |



| Country | From 0 to 9 persons employed | From 10 to 19 persons employed | From 20 to 49 persons employed | From 50 to 249 persons employed | 250 persons employed or more |
|---------|------------------------------|--------------------------------|--------------------------------|---------------------------------|------------------------------|
| Country | ***                          | ***                            | ***                            | ***                             | ***                          |
| Country | ***                          | ***                            | ***                            | ***                             | ***                          |
| Country | ***                          | ***                            | ***                            | ***                             | ***                          |
| Country | ***                          | ***                            | ***                            | ***                             | ***                          |
| Country | ***                          | ***                            | ***                            | ***                             | ***                          |
| Country | ***                          | ***                            | ***                            | ***                             | ***                          |
| Country | ***                          | ***                            | ***                            | ***                             | ***                          |
| Country | ***                          | ***                            | ***                            | ***                             | ***                          |
| Country | ***                          | ***                            | ***                            | ***                             | ***                          |
| Country | ***                          | ***                            | ***                            | ***                             | ***                          |
| Country | ***                          | ***                            | ***                            | ***                             | ***                          |
| Country | ***                          | ***                            | ***                            | ***                             | ***                          |
| Country | ***                          | ***                            | ***                            | ***                             | ***                          |
| Country | ***                          | ***                            | ***                            | ***                             | ***                          |
| Country | ***                          | ***                            | ***                            | ***                             | ***                          |
| Country | ***                          | ***                            | ***                            | ***                             | ***                          |
| Country | ***                          | ***                            | ***                            | ***                             | ***                          |
| Country | ***                          | ***                            | ***                            | ***                             | ***                          |
| Country | ***                          | ***                            | ***                            | ***                             | ***                          |
| Country | ***                          | ***                            | ***                            | ***                             | ***                          |

Source: \*\*\*

Table 14: Value Added by Enterprise Size Class, Type of Manufacturing, 2012 (million EUR)

Special value:  
: not available

| Country | From 0 to 9 persons employed | From 10 to 19 persons employed | From 20 to 49 persons employed | From 50 to 249 persons employed | 250 persons employed or more |
|---------|------------------------------|--------------------------------|--------------------------------|---------------------------------|------------------------------|
| EU-28   | ***                          | ***                            | ***                            | ***                             | ***                          |
| EU-27   | ***                          | ***                            | ***                            | ***                             | ***                          |
| Country | ***                          | ***                            | ***                            | ***                             | ***                          |
| Country | ***                          | ***                            | ***                            | ***                             | ***                          |
| Country | ***                          | ***                            | ***                            | ***                             | ***                          |
| Country | ***                          | ***                            | ***                            | ***                             | ***                          |
| Country | ***                          | ***                            | ***                            | ***                             | ***                          |
| Country | ***                          | ***                            | ***                            | ***                             | ***                          |
| Country | ***                          | ***                            | ***                            | ***                             | ***                          |
| Country | ***                          | ***                            | ***                            | ***                             | ***                          |
| Country | ***                          | ***                            | ***                            | ***                             | ***                          |
| Country | ***                          | ***                            | ***                            | ***                             | ***                          |
| Country | ***                          | ***                            | ***                            | ***                             | ***                          |
| Country | ***                          | ***                            | ***                            | ***                             | ***                          |
| Country | ***                          | ***                            | ***                            | ***                             | ***                          |
| Country | ***                          | ***                            | ***                            | ***                             | ***                          |
| Country | ***                          | ***                            | ***                            | ***                             | ***                          |
| Country | ***                          | ***                            | ***                            | ***                             | ***                          |

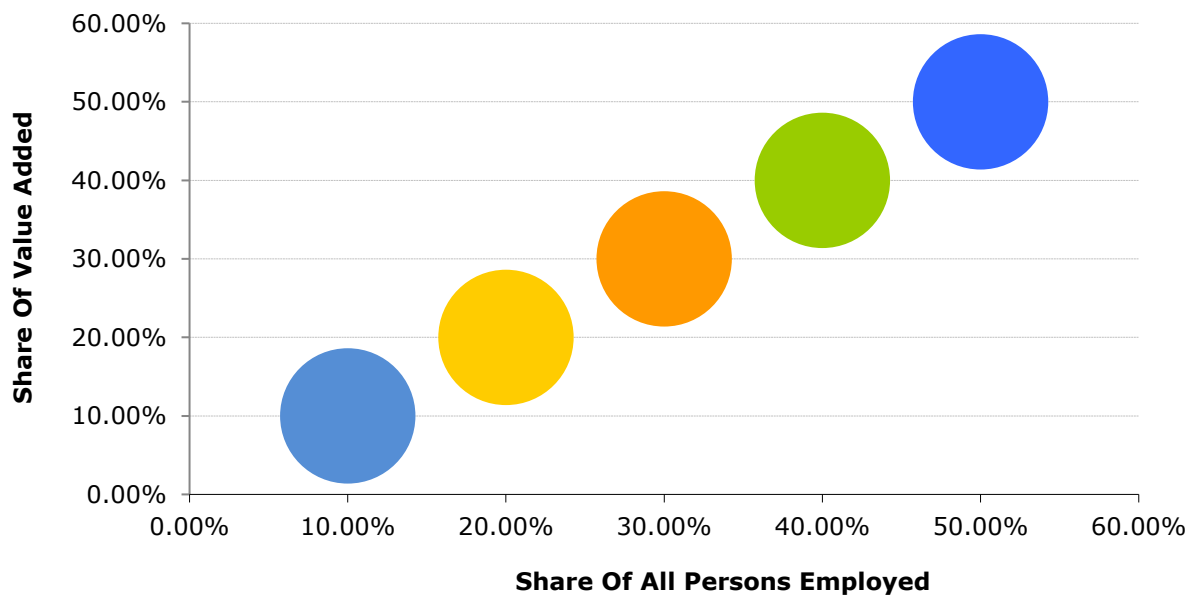
**B**

| Country | From 0 to 9 persons employed | From 10 to 19 persons employed | From 20 to 49 persons employed | From 50 to 249 persons employed | 250 persons employed or more |
|---------|------------------------------|--------------------------------|--------------------------------|---------------------------------|------------------------------|
| Country | ***                          | ***                            | ***                            | ***                             | ***                          |
| Country | ***                          | ***                            | ***                            | ***                             | ***                          |
| Country | ***                          | ***                            | ***                            | ***                             | ***                          |
| Country | ***                          | ***                            | ***                            | ***                             | ***                          |
| Country | ***                          | ***                            | ***                            | ***                             | ***                          |
| Country | ***                          | ***                            | ***                            | ***                             | ***                          |
| Country | ***                          | ***                            | ***                            | ***                             | ***                          |
| Country | ***                          | ***                            | ***                            | ***                             | ***                          |
| Country | ***                          | ***                            | ***                            | ***                             | ***                          |
| Country | ***                          | ***                            | ***                            | ***                             | ***                          |
| Country | ***                          | ***                            | ***                            | ***                             | ***                          |
| Country | ***                          | ***                            | ***                            | ***                             | ***                          |
| Country | ***                          | ***                            | ***                            | ***                             | ***                          |
| Country | ***                          | ***                            | ***                            | ***                             | ***                          |
| Country | ***                          | ***                            | ***                            | ***                             | ***                          |
| Country | ***                          | ***                            | ***                            | ***                             | ***                          |

Source: \*\*\*

Figure 23: Relative Importance of Enterprise Size Classes, Type of Manufacturing, 2012 (% share of sectoral total)

The size of each bubble is proportional to the Value added of each size class rebased.



Source: \*\*\*

## **B** 10. COMPANY PROFILES

...

**B**

**If you need further information, please do not hesitate to contact us on the details below.**

**SOURCE:** <http://www.indexbox.co.uk/store/hungary-antibiotics-market-report-analysis-and-forecast-to-2020/>

3 easy ways to order

- Simply order online at <http://www.indexbox.co.uk/store/>
- Call on +44 20 3239 3063 to discuss your requirements and special discounts on multi-report orders
- Email your order to [info@indexbox.co.uk](mailto:info@indexbox.co.uk)