

# Ireland: Marble And Travertine - Market Report. Analysis And Forecast To 2025



# TABLE OF CONTENTS

## 1. INTRODUCTION

- 1.1 REPORT DESCRIPTION
- 1.2 RESEARCH METHODOLOGY

## 2. EXECUTIVE SUMMARY

- 2.1 KEY FINDINGS
- 2.2 MARKET TRENDS

## 3. MARKET OVERVIEW

- 3.1 MARKET VOLUME AND VALUE
- 3.2 TRADE BALANCE
- 3.3 MARKET SEGMENTATION BY TYPE
- 3.4 MARKET OPPORTUNITIES
- 3.5 MARKET FORECAST TO 2025

## 4. DOMESTIC PRODUCTION

- 4.1 PRODUCTION FROM 2007-2015
- 4.2 PRODUCTION BY TYPE

## 5. IMPORTS

- 5.1 IMPORTS BY TYPE FROM 2007-2015
- 5.2 IMPORTS BY COUNTRY
- 5.3 IMPORT PRICES BY COUNTRY

## 6. EXPORTS

- 6.1 EXPORTS BY TYPE FROM 2007-2015
- 6.2 EXPORTS BY COUNTRY
- 6.3 EXPORT PRICES

## 7. PRICES AND PRICE DEVELOPMENT

- 7.1 PRODUCER PRICES ON THE DOMESTIC MARKET
- 7.2 PRODUCER PRICES ON THE NON DOMESTIC MARKET

## 8. TRADE STRUCTURE AND CHANNELS

- 8.1 MAJOR TRADE CHANNELS
- 8.2 PRICE STRUCTURE

## 9. BUSINESS ENVIRONMENT OVERVIEW

- 9.1 STRUCTURAL PROFILE
- 9.2 COUNTRY ANALYSIS
- 9.3 SIZE CLASS ANALYSIS

## B

## 10. COMPANY PROFILES

## LIST OF TABLES

Table 1: Key Findings

Table 2: Dynamics Of Market Volume, In Physical Terms, 2007-2015

Table 3: Dynamics Of Market Value, In Euro, 2007-2015

Table 4: Per-Capita Consumption, By Type

Table 5: Market Segmentation In Value Terms, By Type, 2015

Table 6: Comparison Of Consumption, Production And Imports, In Value Terms

Table 7: Production Of Marble And Travertine, In Physical And Value Terms, 2007-2015

Table 8: Imports Of Marble And Travertine, In Physical And Value Terms, By Type, 2007-2015

Table 9: Imports Of Marble And Travertine, In Value And Physical Terms, By Country Of Origin And Type, 2007-2015

Table 10: Import Prices Of Marble And Travertine, By Country Of Origin And Type, 2015

Table 11: Exports Of Marble And Travertine, In Physical And Value Terms, By Type, 2007-2015

Table 12: Exports Of Marble And Travertine, In Physical And Value Terms, By Country Of Destination and Type, 2007-2015

Table 13: Export Prices Of Marble And Travertine, By Country Of Destination and Type, 2007-2015

Table 14: Producer Prices For Marble And Travertine, 2015, By Type

Table 15: Producer Prices In Industry, Domestic Market - Monthly Data (2010 = 100)

Table 16: Producer Prices In Industry, Domestic Market - Annual Data (2010 = 100)

Table 17: Producer Prices In Industry, Non Domestic Market - Monthly Data (2010 = 100)

Table 18: Producer Prices In Industry, Non Domestic Market - Annual Data (2010 = 100), By Country

Table 19: Key Indicators

Table 20: Largest And Most Specialized Countries

Table 21: Number Of Persons Employed By Enterprise Size Class

Table 22: Value Added By Enterprise Size Class

## LIST OF FIGURES

Figure 1: Market Volume, In Physical Terms, 2007-2015

Figure 2: Market Value, In Euro, 2007-2015

Figure 3: Market Structure – Domestic Supply Vs. Imports, In Physical Terms, 2007-2015, By Supply

Figure 4: Market Structure – Domestic Supply Vs. Imports, In Value Terms, 2007-2015

Figure 5: Trade Balance Of Marble And Travertine, In Physical Terms, 2007-2015

Figure 6: Trade Balance, Marble And Travertine, In Value Terms, 2007-2015

Figure 7: Market Segmentation, By Type, 2015

Figure 8: Imports In Terms Of Value, Growth And Share, By Type

Figure 9: Market Forecast To 2025

Figure 10: Production Of Marble And Travertine, In Physical Terms, 2007-2015

## B

- Figure 11: Production Of Marble And Travertine, In Value Terms, 2007–2015
- Figure 12: Production Structure Of Marble And Travertine, By Type, 2015
- Figure 13: Production Of Marble And Travertine, In Physical Terms, By Type, 2007–2015
- Figure 14: Production Of Marble And Travertine, In Value Terms, By Type, 2007–2015
- Figure 15: Imports Of Marble And Travertine, In Physical Terms, By Type, 2007-2015
- Figure 16: Imports Of Marble And Travertine, In Value Terms, By Type, 2007-2015
- Figure 17: Imports Of Marble And Travertine, In Physical Terms, By Country Of Origin, 2015
- Figure 18: Imports Of Marble And Travertine, In Value Terms, By Country Of Origin, 2015
- Figure 19: Imports Of Marble And Travertine, In Physical Terms, By Country of Origin, 2007-2015
- Figure 20: Imports Of Marble And Travertine, In Value Terms, By Country of Origin, 2007-2015
- Figure 21: Import Prices Of Marble And Travertine, By Country, 2007-2015
- Figure 22: Import Prices Of Marble And Travertine, By Type, 2007-2015
- Figure 23: Exports Of Marble And Travertine, In Physical Terms, By Type, 2007-2015
- Figure 24: Exports Of Marble And Travertine, In Value Terms, By Type, 2007-2015
- Figure 25: Exports Of Marble And Travertine, In Physical Terms, By Country Of Destination, 2015
- Figure 26: Exports Of Marble And Travertine, In Value Terms, By Country Of Destination, 2015
- Figure 27: Exports Of Marble And Travertine, In Physical Terms, By Country Of Destination, 2007-2015
- Figure 28: Exports Of Marble And Travertine, In Value Terms, By Country Of Destination, 2007-2015
- Figure 29: Export Prices Of Marble And Travertine, By Country of Destination, 2007-2015
- Figure 30: Export Prices Of Marble And Travertine, By Type, 2007-2015
- Figure 31: Producer Prices In Industry - Domestic Output Price Index - In National Currency
- Figure 32: Producer Prices In Industry – Non-Domestic Output Price Index - In National Currency
- Figure 33: Relative Importance Of Enterprise Size Classes

# B 1. INTRODUCTION

## 1.1 REPORT DESCRIPTION

The report provides an in-depth analysis of the marble market in Ireland. It presents the latest data of the market size and volume, European production, exports and imports, price dynamics and turnover in the industry. The report shows the sales data, allowing you to identify the key drivers and restraints. You can find here a strategic analysis of key factors influencing the market. Forecasts illustrate how the market will be transformed in the medium term. Profiles of the leading companies and brands are also included.

Countries coverage: Ireland

Product coverage: Marble, travertine, ecaussine and other calcareous monumental or building stone of an apparent specific gravity of 2.5 or more, and alabaster, whether or not roughly trimmed or merely cut, by sawing or otherwise, into blocks or slabs of a rectangular (including square) shape.

Data coverage:

- Marble market size and value in Ireland
- Volume and dynamics of marble production in Ireland
- Volume and dynamics of exports/imports
- Producer prices, import/export prices for marble
- Marble market trends, drivers and restraints
- Forecast of the market dynamics in the medium term
- Per capita consumption of marble in Ireland

Why buy this report'

- Get the full picture of the market
- Identify Key success factors on the marble market in Ireland
- Adjust your marketing strategy

## B

## 2. EXECUTIVE SUMMARY

### 2.1 KEY FINDINGS

Table 1: Key Findings

Key findings in 2015

|                               |                |     |
|-------------------------------|----------------|-----|
| Market Volume                 | thousand units | *** |
|                               | % to 2014      | *** |
| Market Value<br>in *** prices | million EUR    | *** |
|                               | % to 2014      | *** |
| Production                    | thousand units | *** |
|                               | % to 2014      | *** |
|                               | million EUR    | *** |
|                               | % to 2014      | *** |
| Imports                       | thousand units | *** |
|                               | % to 2014      | *** |
|                               | million EUR    | *** |
|                               | % to 2014      | *** |
| Exports                       | thousand units | *** |
|                               | % to 2014      | *** |
|                               | million EUR    | *** |
|                               | % to 2014      | *** |

Source: \*\*\*

### 2.2 MARKET TRENDS

.  
.  
.

**B**

# 3. MARKET OVERVIEW

## 3.1 MARKET VOLUME AND VALUE

Figure 1: Market Volume, in Physical Terms, 2007-2015  
(thousand units, y-o-y)



Source: \*\*\*

Figure 2: : Market Value, in Value Terms, 2007-2015  
(million EUR, y-o-y)



Source: \*\*\*

Table 2: Market Volume, in Physical Terms, 2007-2015  
(thousand units)

| Product             | Unit               | 2007 | 2008 | 2009 | 2010 | 2011 | 2012 | 2013 | 2014 | 2015 | CAGR, 2007-2015 |
|---------------------|--------------------|------|------|------|------|------|------|------|------|------|-----------------|
| Domestic production | units              | ***  | ***  | ***  | ***  | ***  | ***  | ***  | ***  | ***  | ***             |
|                     | % to previous year | ***  | ***  | ***  | ***  | ***  | ***  | ***  | ***  | ***  | ***             |
| Imports             | units              | ***  | ***  | ***  | ***  | ***  | ***  | ***  | ***  | ***  | ***             |
|                     | % to previous year | ***  | ***  | ***  | ***  | ***  | ***  | ***  | ***  | ***  | ***             |
| Exports             | units              | ***  | ***  | ***  | ***  | ***  | ***  | ***  | ***  | ***  | ***             |
|                     | % to previous year | ***  | ***  | ***  | ***  | ***  | ***  | ***  | ***  | ***  | ***             |
| Market Volume       | units              | ***  | ***  | ***  | ***  | ***  | ***  | ***  | ***  | ***  | ***             |
|                     | % to previous year | ***  | ***  | ***  | ***  | ***  | ***  | ***  | ***  | ***  | ***             |

Source: \*\*\*

Table 3: Market Value, in Value Terms, 2007-2015  
(million EUR), in producer and import/export prices

| Product             | Unit               | 2007 | 2008 | 2009 | 2010 | 2011 | 2012 | 2013 | 2014 | 2015 | CAGR, 2007-2015 |
|---------------------|--------------------|------|------|------|------|------|------|------|------|------|-----------------|
| Domestic production | EUR                | ***  | ***  | ***  | ***  | ***  | ***  | ***  | ***  | ***  | ***             |
|                     | % to previous year | ***  | ***  | ***  | ***  | ***  | ***  | ***  | ***  | ***  | ***             |
| Imports             | EUR                | ***  | ***  | ***  | ***  | ***  | ***  | ***  | ***  | ***  | ***             |
|                     | % to previous year | ***  | ***  | ***  | ***  | ***  | ***  | ***  | ***  | ***  | ***             |
| Exports             | EUR                | ***  | ***  | ***  | ***  | ***  | ***  | ***  | ***  | ***  | ***             |
|                     | % to previous year | ***  | ***  | ***  | ***  | ***  | ***  | ***  | ***  | ***  | ***             |
| Market Volume       | EUR                | ***  | ***  | ***  | ***  | ***  | ***  | ***  | ***  | ***  | ***             |
|                     | % to previous year | ***  | ***  | ***  | ***  | ***  | ***  | ***  | ***  | ***  | ***             |

Source: \*\*\*



B

Figure 3: Market Structure – Domestic Supply Vs. Imports, in Physical Terms, 2007-2015 (% base on units)



Source: \*\*\*

Figure 4: Market Structure – Domestic Supply Vs. Imports, in Value Terms, 2007-2015 (% base on EUR), in producer and importer prices/ in exporter and importer prices



Source: \*\*\*

**B**

**3.2 TRADE BALANCE**

Figure 5: Trade Balance, in Physical Terms, 2007-2015  
(thousand units)



Source: \*\*\*

Figure 6: Trade Balance, in Value Terms, 2007-2015  
(million EUR), in import/export prices



Source: \*\*\*

## B

**3.3 MARKET SEGMENTATION BY TYPE**

.  
.  
.

Table 4: Per Capita Consumption from 2007-2015  
(unit/year and EUR /year)

| Item                      | Unit      | 2007 | 2008 | 2009 | 2010 | 2011 | 2012 | 2013 | 2014 | 2015 | CAGR,<br>2007-<br>2015 |
|---------------------------|-----------|------|------|------|------|------|------|------|------|------|------------------------|
| Per capita<br>consumption | unit/year | ***  | ***  | ***  | ***  | ***  | ***  | ***  | ***  | ***  | ***                    |
| Per capita<br>consumption | EUR/year  | ***  | ***  | ***  | ***  | ***  | ***  | ***  | ***  | ***  | ***                    |

Source: \*\*\*

**B**

**3.4 MARKET OPPORTUNITIES**

.  
.
   
.

Table 6: Comparison of Consumption, Production and Imports

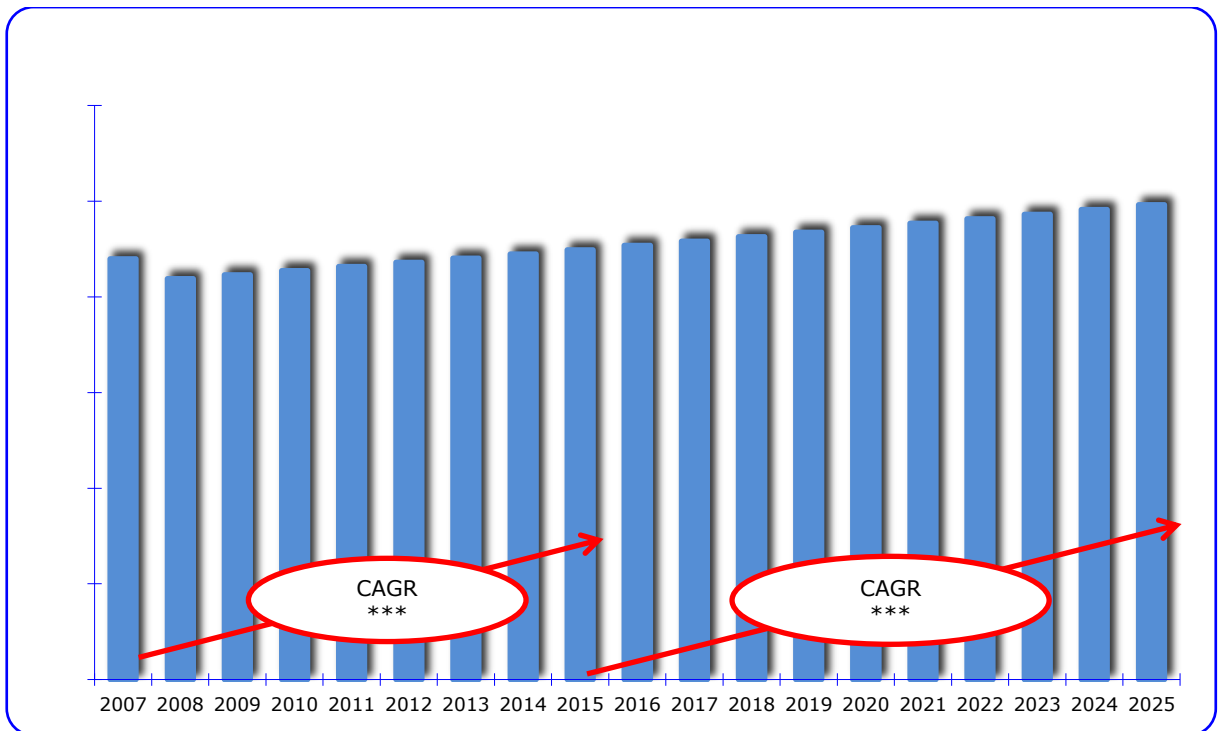
| Type  | Total demand | Total production |                | Total net imports |                | Share of import in total demand | IB Index |
|-------|--------------|------------------|----------------|-------------------|----------------|---------------------------------|----------|
|       | 2015         | 2015             | CAGR 2007-2015 | 2015              | CAGR 2007-2015 | 2015                            | 2015     |
| Cntr  | ***          | ***              | ***            | ***               | ***            | ***                             | ***      |
| EU-28 | ***          | ***              | ***            | ***               | ***            | ***                             | ***      |

Source: \*\*\*

**3.5 MARKET FORECAST TO 2025**

.  
.
   
.

Figure 7: Market Forecast to 2025



Source: \*\*\*

# B 4. PRODUCTION

## 4.1 PRODUCTION FROM 2007-2015

Figure 8: Production, in Physical Terms, 2007–2015 (thousand units)



Source: \*\*\*

Figure 9: Production, in Value Terms, 2007–2015 (million EUR)



Source: \*\*\*

**B**

**4.2 PRODUCTION BY TYPE**

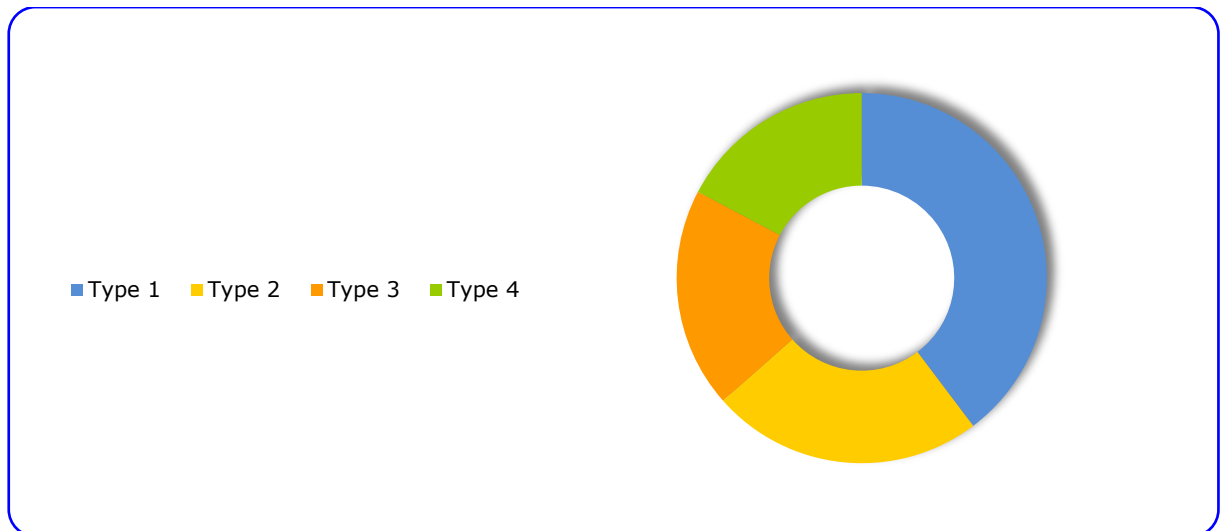
.  
.
   
.

Table 5: Production, in Physical Terms, 2007-2015  
(thousand units)

| Type/Period | 2007 | 2008 | 2009 | 2010 | 2011 | 2012 | 2013 | 2014 | 2015 | CAGR, 2007-2015 |
|-------------|------|------|------|------|------|------|------|------|------|-----------------|
| Type 1      | ***  | ***  | ***  | ***  | ***  | ***  | ***  | ***  | ***  | ***             |
| Type 2      | ***  | ***  | ***  | ***  | ***  | ***  | ***  | ***  | ***  | ***             |
| Type 3      | ***  | ***  | ***  | ***  | ***  | ***  | ***  | ***  | ***  | ***             |
| Type 4      | ***  | ***  | ***  | ***  | ***  | ***  | ***  | ***  | ***  | ***             |
| Total       | ***  | ***  | ***  | ***  | ***  | ***  | ***  | ***  | ***  | ***             |

Source: \*\*\*

Figure 10: Production, by Type, 2015  
(%, based on units)



Source: \*\*\*

B

Figure 11: Production, in Physical Terms, by Type, 2007–2015  
(thousand units)



Source: \*\*\*

## B

## 5. IMPORTS

## 5.1 IMPORTS BY TYPE FROM 2007-2015

.

.

.

Table 11: Imports, in Physical and Value Terms, by Type, 2007-2015  
(thousand units, million USD)

| Type                  | 2007 | 2008 | 2009 | 2010 | 2011 | 2012 | 2013 | 2014 | 2015 | CAGR<br>2007-<br>2015 |
|-----------------------|------|------|------|------|------|------|------|------|------|-----------------------|
| <b>physical terms</b> |      |      |      |      |      |      |      |      |      |                       |
| Type 1                | ***  | ***  | ***  | ***  | ***  | ***  | ***  | ***  | ***  | ***                   |
| Type 2                | ***  | ***  | ***  | ***  | ***  | ***  | ***  | ***  | ***  | ***                   |
| Type 3                | ***  | ***  | ***  | ***  | ***  | ***  | ***  | ***  | ***  | ***                   |
| Type 4                | ***  | ***  | ***  | ***  | ***  | ***  | ***  | ***  | ***  | ***                   |
| Type 5                | ***  | ***  | ***  | ***  | ***  | ***  | ***  | ***  | ***  | ***                   |
| Others                | ***  | ***  | ***  | ***  | ***  | ***  | ***  | ***  | ***  | ***                   |
| Total                 | ***  | ***  | ***  | ***  | ***  | ***  | ***  | ***  | ***  | ***                   |
| <b>value terms</b>    |      |      |      |      |      |      |      |      |      |                       |
| Type 1                | ***  | ***  | ***  | ***  | ***  | ***  | ***  | ***  | ***  | ***                   |
| Type 2                | ***  | ***  | ***  | ***  | ***  | ***  | ***  | ***  | ***  | ***                   |
| Type 3                | ***  | ***  | ***  | ***  | ***  | ***  | ***  | ***  | ***  | ***                   |
| Type 4                | ***  | ***  | ***  | ***  | ***  | ***  | ***  | ***  | ***  | ***                   |
| Type 5                | ***  | ***  | ***  | ***  | ***  | ***  | ***  | ***  | ***  | ***                   |
| Others                | ***  | ***  | ***  | ***  | ***  | ***  | ***  | ***  | ***  | ***                   |
| Total                 | ***  | ***  | ***  | ***  | ***  | ***  | ***  | ***  | ***  | ***                   |

Source: \*\*\*



B

Figure 12: Imports, in Physical Terms, by Type, 2007-2015  
(thousand units)



Source: \*\*\*

Figure 13: Imports, in Value Terms, by Type, 2007-2015  
(million USD)



Source: \*\*\*

**B**

## 5.2 IMPORTS BY COUNTRY

Figure 14: Imports, in Physical Terms, by Country, 2015  
(%, based on units)



Source: \*\*\*

Table 10: Imports, in Physical Terms, by Country, 2007-2015  
(thousand units)

| COUNTRY/PERIOD | 2007 | 2008 | 2009 | 2010 | 2011 | 2012 | 2013 | 2014 | 2015 | CAGR 2007-2015 |
|----------------|------|------|------|------|------|------|------|------|------|----------------|
| Country A      | ***  | ***  | ***  | ***  | ***  | ***  | ***  | ***  | ***  | ***            |
| Country B      | ***  | ***  | ***  | ***  | ***  | ***  | ***  | ***  | ***  | ***            |
| Country C      | ***  | ***  | ***  | ***  | ***  | ***  | ***  | ***  | ***  | ***            |
| Country D      | ***  | ***  | ***  | ***  | ***  | ***  | ***  | ***  | ***  | ***            |
| Country E      | ***  | ***  | ***  | ***  | ***  | ***  | ***  | ***  | ***  | ***            |
| Country F      | ***  | ***  | ***  | ***  | ***  | ***  | ***  | ***  | ***  | ***            |
| Country G      | ***  | ***  | ***  | ***  | ***  | ***  | ***  | ***  | ***  | ***            |
| Others         | ***  | ***  | ***  | ***  | ***  | ***  | ***  | ***  | ***  | ***            |
| Total          | ***  | ***  | ***  | ***  | ***  | ***  | ***  | ***  | ***  | ***            |

Source: \*\*\*

B

### 5.4 IMPORT PRICES BY COUNTRY

Figure 15: Import Prices, by Country, 2007-2015  
(USD per unit)



Source: \*\*\*

## B 6. EXPORTS

### 6.1 EXPORTS BY TYPE FROM 2007-2015

.  
.  
.

Table 6: Exports, in Physical and Value Terms, by Type, 2007-2015  
(thousand units, million USD)

| Type                  | 2007 | 2008 | 2009 | 2010 | 2011 | 2012 | 2013 | 2014 | 2015 | CAGR<br>2007-<br>2015 |
|-----------------------|------|------|------|------|------|------|------|------|------|-----------------------|
| <b>physical terms</b> |      |      |      |      |      |      |      |      |      |                       |
| Type 1                | ***  | ***  | ***  | ***  | ***  | ***  | ***  | ***  | ***  | ***                   |
| Type 2                | ***  | ***  | ***  | ***  | ***  | ***  | ***  | ***  | ***  | ***                   |
| Type 3                | ***  | ***  | ***  | ***  | ***  | ***  | ***  | ***  | ***  | ***                   |
| Type 4                | ***  | ***  | ***  | ***  | ***  | ***  | ***  | ***  | ***  | ***                   |
| Type 5                | ***  | ***  | ***  | ***  | ***  | ***  | ***  | ***  | ***  | ***                   |
| Others                | ***  | ***  | ***  | ***  | ***  | ***  | ***  | ***  | ***  | ***                   |
| Total                 | ***  | ***  | ***  | ***  | ***  | ***  | ***  | ***  | ***  | ***                   |
| <b>value terms</b>    |      |      |      |      |      |      |      |      |      |                       |
| Type 1                | ***  | ***  | ***  | ***  | ***  | ***  | ***  | ***  | ***  | ***                   |
| Type 2                | ***  | ***  | ***  | ***  | ***  | ***  | ***  | ***  | ***  | ***                   |
| Type 3                | ***  | ***  | ***  | ***  | ***  | ***  | ***  | ***  | ***  | ***                   |
| Type 4                | ***  | ***  | ***  | ***  | ***  | ***  | ***  | ***  | ***  | ***                   |
| Type 5                | ***  | ***  | ***  | ***  | ***  | ***  | ***  | ***  | ***  | ***                   |
| Others                | ***  | ***  | ***  | ***  | ***  | ***  | ***  | ***  | ***  | ***                   |
| Total                 | ***  | ***  | ***  | ***  | ***  | ***  | ***  | ***  | ***  | ***                   |

Source: \*\*\*

Figure 16: Exports, in Physical Terms, by Type, 2007-2015  
(thousand units)



Source: \*\*\*

B

Figure 17: Exports, in Value Terms, by Type, 2007-2015  
(million USD)



Source: \*\*\*

**B**

## 6.2 EXPORTS BY COUNTRY

.  
. .  
.

Figure 18: Exports, in Physical Terms, by Country, 2015  
(%, based on units)



Source: \*\*\*

.  
. .  
.

B

Figure 19: Exports, in Physical Terms, by Country, 2007-2015 (thousand units)



Source: \*\*\*

.  
. .  
.

Figure 20: Exports, in Value Terms, by Country, 2007-2015 (million USD)



Source: \*\*\*

.

## B

## 6.3 EXPORT PRICES

.  
.  
.

Table 7: Export Prices, by Country, 2007-2015  
(USD per unit)

| COUNTRY/PERIOD | 2007 | 2008 | 2009 | 2010 | 2011 | 2012 | 2013 | 2014 | 2015 | CAGR<br>2007-<br>2015 |
|----------------|------|------|------|------|------|------|------|------|------|-----------------------|
| Country A      | ***  | ***  | ***  | ***  | ***  | ***  | ***  | ***  | ***  | ***                   |
| Country B      | ***  | ***  | ***  | ***  | ***  | ***  | ***  | ***  | ***  | ***                   |
| Country C      | ***  | ***  | ***  | ***  | ***  | ***  | ***  | ***  | ***  | ***                   |
| Country D      | ***  | ***  | ***  | ***  | ***  | ***  | ***  | ***  | ***  | ***                   |
| Country E      | ***  | ***  | ***  | ***  | ***  | ***  | ***  | ***  | ***  | ***                   |
| Country F      | ***  | ***  | ***  | ***  | ***  | ***  | ***  | ***  | ***  | ***                   |
| Country G      | ***  | ***  | ***  | ***  | ***  | ***  | ***  | ***  | ***  | ***                   |
| Average        | ***  | ***  | ***  | ***  | ***  | ***  | ***  | ***  | ***  | ***                   |

Source: \*\*\*



**B**

# 7. PRICES AND PRICE DEVELOPMENT

...

## 7.1 PRODUCER PRICES ON THE DOMESTIC MARKET

...

Table 8: Producer Prices in Industry, Domestic Market - Monthly Data (2010 = 100), by Country

*INDIC\_BT* Domestic output price index - in national currency

*NACE\_R2* Manufacture of \*\*\*

Special value:

: not available

| Country                     | 2015 M01 | 2015 M02 | 2015 M03 | 2015 M04 | 2015 M05 | 2015 M06 | 2015 M07 | 2015 M08 | 2015 M09 |
|-----------------------------|----------|----------|----------|----------|----------|----------|----------|----------|----------|
| European Union (28 COUNTRY) | ***      | ***      | ***      | ***      | ***      | ***      | ***      | ***      | ***      |
| European Union (27 COUNTRY) | ***      | ***      | ***      | ***      | ***      | ***      | ***      | ***      | ***      |
| European Union (15 COUNTRY) | ***      | ***      | ***      | ***      | ***      | ***      | ***      | ***      | ***      |
| Euro area (18 COUNTRY)      | ***      | ***      | ***      | ***      | ***      | ***      | ***      | ***      | ***      |
| Euro area (17 COUNTRY)      | ***      | ***      | ***      | ***      | ***      | ***      | ***      | ***      | ***      |
| Country                     | ***      | ***      | ***      | ***      | ***      | ***      | ***      | ***      | ***      |
| Country                     | ***      | ***      | ***      | ***      | ***      | ***      | ***      | ***      | ***      |
| Country                     | ***      | ***      | ***      | ***      | ***      | ***      | ***      | ***      | ***      |
| Country                     | ***      | ***      | ***      | ***      | ***      | ***      | ***      | ***      | ***      |
| Country                     | ***      | ***      | ***      | ***      | ***      | ***      | ***      | ***      | ***      |
| Country                     | ***      | ***      | ***      | ***      | ***      | ***      | ***      | ***      | ***      |
| Country                     | ***      | ***      | ***      | ***      | ***      | ***      | ***      | ***      | ***      |
| Country                     | ***      | ***      | ***      | ***      | ***      | ***      | ***      | ***      | ***      |
| Country                     | ***      | ***      | ***      | ***      | ***      | ***      | ***      | ***      | ***      |
| Country                     | ***      | ***      | ***      | ***      | ***      | ***      | ***      | ***      | ***      |
| Country                     | ***      | ***      | ***      | ***      | ***      | ***      | ***      | ***      | ***      |
| Country                     | ***      | ***      | ***      | ***      | ***      | ***      | ***      | ***      | ***      |
| Country                     | ***      | ***      | ***      | ***      | ***      | ***      | ***      | ***      | ***      |
| Country                     | ***      | ***      | ***      | ***      | ***      | ***      | ***      | ***      | ***      |
| Country                     | ***      | ***      | ***      | ***      | ***      | ***      | ***      | ***      | ***      |
| Country                     | ***      | ***      | ***      | ***      | ***      | ***      | ***      | ***      | ***      |
| Country                     | ***      | ***      | ***      | ***      | ***      | ***      | ***      | ***      | ***      |
| Country                     | ***      | ***      | ***      | ***      | ***      | ***      | ***      | ***      | ***      |
| Country                     | ***      | ***      | ***      | ***      | ***      | ***      | ***      | ***      | ***      |
| Country                     | ***      | ***      | ***      | ***      | ***      | ***      | ***      | ***      | ***      |



| Country | 2015 M01 | 2015 M02 | 2015 M03 | 2015 M04 | 2015 M05 | 2015 M06 | 2015 M07 | 2015 M08 | 2015 M09 |
|---------|----------|----------|----------|----------|----------|----------|----------|----------|----------|
| Country | ***      | ***      | ***      | ***      | ***      | ***      | ***      | ***      | ***      |
| Country | ***      | ***      | ***      | ***      | ***      | ***      | ***      | ***      | ***      |
| Country | ***      | ***      | ***      | ***      | ***      | ***      | ***      | ***      | ***      |
| Country | ***      | ***      | ***      | ***      | ***      | ***      | ***      | ***      | ***      |
| Country | ***      | ***      | ***      | ***      | ***      | ***      | ***      | ***      | ***      |
| Country | ***      | ***      | ***      | ***      | ***      | ***      | ***      | ***      | ***      |
| Country | ***      | ***      | ***      | ***      | ***      | ***      | ***      | ***      | ***      |
| Country | ***      | ***      | ***      | ***      | ***      | ***      | ***      | ***      | ***      |
| Country | ***      | ***      | ***      | ***      | ***      | ***      | ***      | ***      | ***      |
| Country | ***      | ***      | ***      | ***      | ***      | ***      | ***      | ***      | ***      |
| Country | ***      | ***      | ***      | ***      | ***      | ***      | ***      | ***      | ***      |
| Country | ***      | ***      | ***      | ***      | ***      | ***      | ***      | ***      | ***      |
| Country | ***      | ***      | ***      | ***      | ***      | ***      | ***      | ***      | ***      |
| Country | ***      | ***      | ***      | ***      | ***      | ***      | ***      | ***      | ***      |
| Country | ***      | ***      | ***      | ***      | ***      | ***      | ***      | ***      | ***      |
| Country | ***      | ***      | ***      | ***      | ***      | ***      | ***      | ***      | ***      |

Source: \*\*\*

Table 9: Producer Prices in Industry, Domestic Market - Annual Data (2010 = 100), by Country

INDIC\_BT Domestic output price index - in national currency  
 NACE\_R2 Manufacture of \*\*\*  
 Special value:  
 : not available

| Country                     | 2006 | 2007 | 2008 | 2009 | 2010 | 2011 | 2012 | 2013 | 2014 | 2015 |
|-----------------------------|------|------|------|------|------|------|------|------|------|------|
| European Union (28 COUNTRY) | ***  | ***  | ***  | ***  | ***  | ***  | ***  | ***  | ***  | ***  |
| European Union (27 COUNTRY) | ***  | ***  | ***  | ***  | ***  | ***  | ***  | ***  | ***  | ***  |
| European Union (15 COUNTRY) | ***  | ***  | ***  | ***  | ***  | ***  | ***  | ***  | ***  | ***  |
| Euro area (18 COUNTRY)      | ***  | ***  | ***  | ***  | ***  | ***  | ***  | ***  | ***  | ***  |
| Euro area (17 COUNTRY)      | ***  | ***  | ***  | ***  | ***  | ***  | ***  | ***  | ***  | ***  |
| Country                     | ***  | ***  | ***  | ***  | ***  | ***  | ***  | ***  | ***  | ***  |
| Country                     | ***  | ***  | ***  | ***  | ***  | ***  | ***  | ***  | ***  | ***  |
| Country                     | ***  | ***  | ***  | ***  | ***  | ***  | ***  | ***  | ***  | ***  |
| Country                     | ***  | ***  | ***  | ***  | ***  | ***  | ***  | ***  | ***  | ***  |
| Country                     | ***  | ***  | ***  | ***  | ***  | ***  | ***  | ***  | ***  | ***  |
| Country                     | ***  | ***  | ***  | ***  | ***  | ***  | ***  | ***  | ***  | ***  |
| Country                     | ***  | ***  | ***  | ***  | ***  | ***  | ***  | ***  | ***  | ***  |
| Country                     | ***  | ***  | ***  | ***  | ***  | ***  | ***  | ***  | ***  | ***  |
| Country                     | ***  | ***  | ***  | ***  | ***  | ***  | ***  | ***  | ***  | ***  |
| Country                     | ***  | ***  | ***  | ***  | ***  | ***  | ***  | ***  | ***  | ***  |
| Country                     | ***  | ***  | ***  | ***  | ***  | ***  | ***  | ***  | ***  | ***  |
| Country                     | ***  | ***  | ***  | ***  | ***  | ***  | ***  | ***  | ***  | ***  |
| Country                     | ***  | ***  | ***  | ***  | ***  | ***  | ***  | ***  | ***  | ***  |
| Country                     | ***  | ***  | ***  | ***  | ***  | ***  | ***  | ***  | ***  | ***  |
| Country                     | ***  | ***  | ***  | ***  | ***  | ***  | ***  | ***  | ***  | ***  |
| Country                     | ***  | ***  | ***  | ***  | ***  | ***  | ***  | ***  | ***  | ***  |
| Country                     | ***  | ***  | ***  | ***  | ***  | ***  | ***  | ***  | ***  | ***  |
| Country                     | ***  | ***  | ***  | ***  | ***  | ***  | ***  | ***  | ***  | ***  |

B

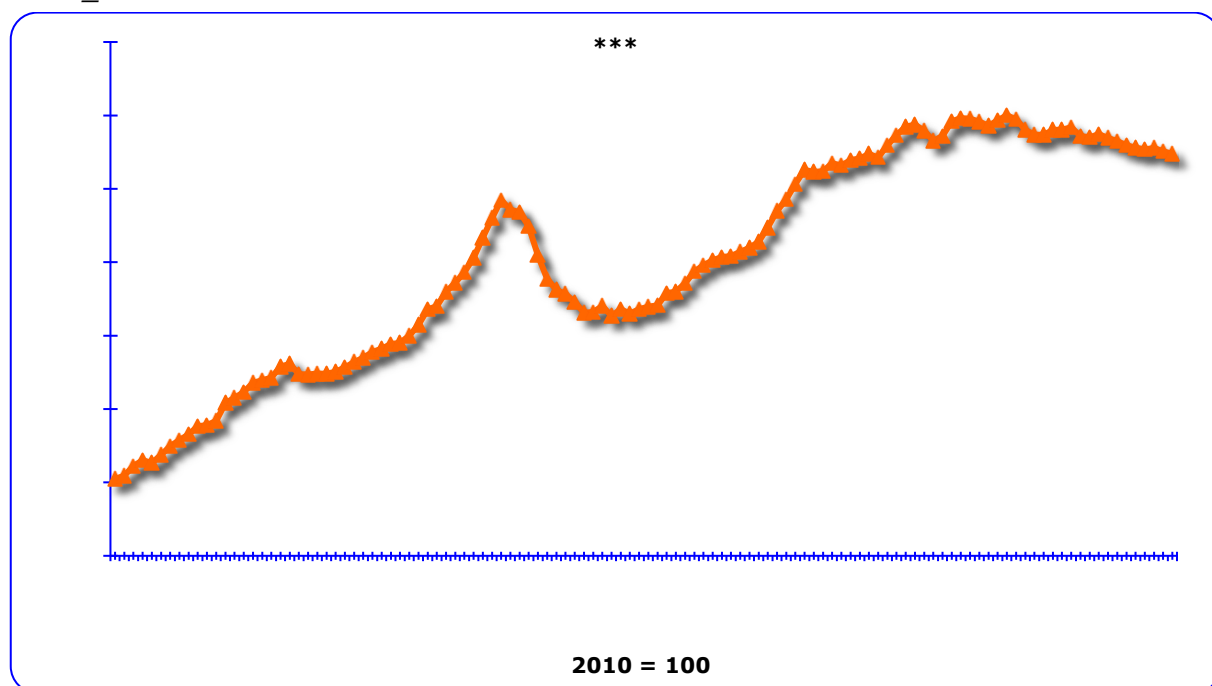
| Country | 2006 | 2007 | 2008 | 2009 | 2010 | 2011 | 2012 | 2013 | 2014 | 2015 |
|---------|------|------|------|------|------|------|------|------|------|------|
| Country | ***  | ***  | ***  | ***  | ***  | ***  | ***  | ***  | ***  | ***  |
| Country | ***  | ***  | ***  | ***  | ***  | ***  | ***  | ***  | ***  | ***  |
| Country | ***  | ***  | ***  | ***  | ***  | ***  | ***  | ***  | ***  | ***  |
| Country | ***  | ***  | ***  | ***  | ***  | ***  | ***  | ***  | ***  | ***  |
| Country | ***  | ***  | ***  | ***  | ***  | ***  | ***  | ***  | ***  | ***  |
| Country | ***  | ***  | ***  | ***  | ***  | ***  | ***  | ***  | ***  | ***  |
| Country | ***  | ***  | ***  | ***  | ***  | ***  | ***  | ***  | ***  | ***  |
| Country | ***  | ***  | ***  | ***  | ***  | ***  | ***  | ***  | ***  | ***  |
| Country | ***  | ***  | ***  | ***  | ***  | ***  | ***  | ***  | ***  | ***  |
| Country | ***  | ***  | ***  | ***  | ***  | ***  | ***  | ***  | ***  | ***  |
| Country | ***  | ***  | ***  | ***  | ***  | ***  | ***  | ***  | ***  | ***  |
| Country | ***  | ***  | ***  | ***  | ***  | ***  | ***  | ***  | ***  | ***  |
| Country | ***  | ***  | ***  | ***  | ***  | ***  | ***  | ***  | ***  | ***  |
| Country | ***  | ***  | ***  | ***  | ***  | ***  | ***  | ***  | ***  | ***  |
| Country | ***  | ***  | ***  | ***  | ***  | ***  | ***  | ***  | ***  | ***  |
| Country | ***  | ***  | ***  | ***  | ***  | ***  | ***  | ***  | ***  | ***  |
| Country | ***  | ***  | ***  | ***  | ***  | ***  | ***  | ***  | ***  | ***  |
| Country | ***  | ***  | ***  | ***  | ***  | ***  | ***  | ***  | ***  | ***  |
| Country | ***  | ***  | ***  | ***  | ***  | ***  | ***  | ***  | ***  | ***  |
| Country | ***  | ***  | ***  | ***  | ***  | ***  | ***  | ***  | ***  | ***  |
| Country | ***  | ***  | ***  | ***  | ***  | ***  | ***  | ***  | ***  | ***  |
| Country | ***  | ***  | ***  | ***  | ***  | ***  | ***  | ***  | ***  | ***  |
| Country | ***  | ***  | ***  | ***  | ***  | ***  | ***  | ***  | ***  | ***  |
| Country | ***  | ***  | ***  | ***  | ***  | ***  | ***  | ***  | ***  | ***  |

Source: \*\*\*

Figure 21: Producer Prices in Industry - Domestic Output Price Index - in National Currency

INDIC\_BT Domestic output price index - in national currency

NACE\_R2 Manufacture of \*\*\*



Source: \*\*\*



## 7.2 PRODUCER PRICES ON THE NON-DOMESTIC MARKET

...

Table 10: Producer Prices in Industry, Non-Domestic Market - Monthly Data (2010 = 100), by Country

*INDIC\_BT Non-domestic output price index - in national currency*

*NACE\_R2 Manufacture of \*\*\**

*Special value:*

*: not available*

| Country                     | 2015 M01 | 2015 M02 | 2015 M03 | 2015 M04 | 2015 M05 | 2015 M06 | 2015 M07 | 2015 M08 | 2015 M09 |
|-----------------------------|----------|----------|----------|----------|----------|----------|----------|----------|----------|
| European Union (28 COUNTRY) | ***      | ***      | ***      | ***      | ***      | ***      | ***      | ***      | ***      |
| European Union (27 COUNTRY) | ***      | ***      | ***      | ***      | ***      | ***      | ***      | ***      | ***      |
| European Union (15 COUNTRY) | ***      | ***      | ***      | ***      | ***      | ***      | ***      | ***      | ***      |
| Euro area (18 COUNTRY)      | ***      | ***      | ***      | ***      | ***      | ***      | ***      | ***      | ***      |
| Euro area (17 COUNTRY)      | ***      | ***      | ***      | ***      | ***      | ***      | ***      | ***      | ***      |
| Country                     | ***      | ***      | ***      | ***      | ***      | ***      | ***      | ***      | ***      |
| Country                     | ***      | ***      | ***      | ***      | ***      | ***      | ***      | ***      | ***      |
| Country                     | ***      | ***      | ***      | ***      | ***      | ***      | ***      | ***      | ***      |
| Country                     | ***      | ***      | ***      | ***      | ***      | ***      | ***      | ***      | ***      |
| Country                     | ***      | ***      | ***      | ***      | ***      | ***      | ***      | ***      | ***      |
| Country                     | ***      | ***      | ***      | ***      | ***      | ***      | ***      | ***      | ***      |
| Country                     | ***      | ***      | ***      | ***      | ***      | ***      | ***      | ***      | ***      |
| Country                     | ***      | ***      | ***      | ***      | ***      | ***      | ***      | ***      | ***      |
| Country                     | ***      | ***      | ***      | ***      | ***      | ***      | ***      | ***      | ***      |
| Country                     | ***      | ***      | ***      | ***      | ***      | ***      | ***      | ***      | ***      |
| Country                     | ***      | ***      | ***      | ***      | ***      | ***      | ***      | ***      | ***      |
| Country                     | ***      | ***      | ***      | ***      | ***      | ***      | ***      | ***      | ***      |
| Country                     | ***      | ***      | ***      | ***      | ***      | ***      | ***      | ***      | ***      |
| Country                     | ***      | ***      | ***      | ***      | ***      | ***      | ***      | ***      | ***      |
| Country                     | ***      | ***      | ***      | ***      | ***      | ***      | ***      | ***      | ***      |
| Country                     | ***      | ***      | ***      | ***      | ***      | ***      | ***      | ***      | ***      |
| Country                     | ***      | ***      | ***      | ***      | ***      | ***      | ***      | ***      | ***      |
| Country                     | ***      | ***      | ***      | ***      | ***      | ***      | ***      | ***      | ***      |
| Country                     | ***      | ***      | ***      | ***      | ***      | ***      | ***      | ***      | ***      |
| Country                     | ***      | ***      | ***      | ***      | ***      | ***      | ***      | ***      | ***      |
| Country                     | ***      | ***      | ***      | ***      | ***      | ***      | ***      | ***      | ***      |
| Country                     | ***      | ***      | ***      | ***      | ***      | ***      | ***      | ***      | ***      |
| Country                     | ***      | ***      | ***      | ***      | ***      | ***      | ***      | ***      | ***      |
| Country                     | ***      | ***      | ***      | ***      | ***      | ***      | ***      | ***      | ***      |
| Country                     | ***      | ***      | ***      | ***      | ***      | ***      | ***      | ***      | ***      |
| Country                     | ***      | ***      | ***      | ***      | ***      | ***      | ***      | ***      | ***      |
| Country                     | ***      | ***      | ***      | ***      | ***      | ***      | ***      | ***      | ***      |
| Country                     | ***      | ***      | ***      | ***      | ***      | ***      | ***      | ***      | ***      |
| Country                     | ***      | ***      | ***      | ***      | ***      | ***      | ***      | ***      | ***      |



| Country | 2015 M01 | 2015 M02 | 2015 M03 | 2015 M04 | 2015 M05 | 2015 M06 | 2015 M07 | 2015 M08 | 2015 M09 |
|---------|----------|----------|----------|----------|----------|----------|----------|----------|----------|
| Country | ***      | ***      | ***      | ***      | ***      | ***      | ***      | ***      | ***      |
| Country | ***      | ***      | ***      | ***      | ***      | ***      | ***      | ***      | ***      |
| Country | ***      | ***      | ***      | ***      | ***      | ***      | ***      | ***      | ***      |
| Country | ***      | ***      | ***      | ***      | ***      | ***      | ***      | ***      | ***      |
| Country | ***      | ***      | ***      | ***      | ***      | ***      | ***      | ***      | ***      |

Source: \*\*\*

Table 11: Producer Prices in Industry, Non-Domestic Market - Annual Data (2010 = 100), by Country

INDIC\_BT Non-domestic output price index - in national currency

NACE\_R2 Manufacture of \*\*\*

Special value:

: not available

| Country                     | 2006 | 2007 | 2008 | 2009 | 2010 | 2011 | 2012 | 2013 | 2014 | 2015 |
|-----------------------------|------|------|------|------|------|------|------|------|------|------|
| European Union (28 COUNTRY) | ***  | ***  | ***  | ***  | ***  | ***  | ***  | ***  | ***  | ***  |
| European Union (27 COUNTRY) | ***  | ***  | ***  | ***  | ***  | ***  | ***  | ***  | ***  | ***  |
| European Union (15 COUNTRY) | ***  | ***  | ***  | ***  | ***  | ***  | ***  | ***  | ***  | ***  |
| Euro area (18 COUNTRY)      | ***  | ***  | ***  | ***  | ***  | ***  | ***  | ***  | ***  | ***  |
| Euro area (17 COUNTRY)      | ***  | ***  | ***  | ***  | ***  | ***  | ***  | ***  | ***  | ***  |
| Country                     | ***  | ***  | ***  | ***  | ***  | ***  | ***  | ***  | ***  | ***  |
| Country                     | ***  | ***  | ***  | ***  | ***  | ***  | ***  | ***  | ***  | ***  |
| Country                     | ***  | ***  | ***  | ***  | ***  | ***  | ***  | ***  | ***  | ***  |
| Country                     | ***  | ***  | ***  | ***  | ***  | ***  | ***  | ***  | ***  | ***  |
| Country                     | ***  | ***  | ***  | ***  | ***  | ***  | ***  | ***  | ***  | ***  |
| Country                     | ***  | ***  | ***  | ***  | ***  | ***  | ***  | ***  | ***  | ***  |
| Country                     | ***  | ***  | ***  | ***  | ***  | ***  | ***  | ***  | ***  | ***  |
| Country                     | ***  | ***  | ***  | ***  | ***  | ***  | ***  | ***  | ***  | ***  |
| Country                     | ***  | ***  | ***  | ***  | ***  | ***  | ***  | ***  | ***  | ***  |
| Country                     | ***  | ***  | ***  | ***  | ***  | ***  | ***  | ***  | ***  | ***  |
| Country                     | ***  | ***  | ***  | ***  | ***  | ***  | ***  | ***  | ***  | ***  |
| Country                     | ***  | ***  | ***  | ***  | ***  | ***  | ***  | ***  | ***  | ***  |
| Country                     | ***  | ***  | ***  | ***  | ***  | ***  | ***  | ***  | ***  | ***  |
| Country                     | ***  | ***  | ***  | ***  | ***  | ***  | ***  | ***  | ***  | ***  |
| Country                     | ***  | ***  | ***  | ***  | ***  | ***  | ***  | ***  | ***  | ***  |
| Country                     | ***  | ***  | ***  | ***  | ***  | ***  | ***  | ***  | ***  | ***  |
| Country                     | ***  | ***  | ***  | ***  | ***  | ***  | ***  | ***  | ***  | ***  |
| Country                     | ***  | ***  | ***  | ***  | ***  | ***  | ***  | ***  | ***  | ***  |
| Country                     | ***  | ***  | ***  | ***  | ***  | ***  | ***  | ***  | ***  | ***  |
| Country                     | ***  | ***  | ***  | ***  | ***  | ***  | ***  | ***  | ***  | ***  |
| Country                     | ***  | ***  | ***  | ***  | ***  | ***  | ***  | ***  | ***  | ***  |
| Country                     | ***  | ***  | ***  | ***  | ***  | ***  | ***  | ***  | ***  | ***  |
| Country                     | ***  | ***  | ***  | ***  | ***  | ***  | ***  | ***  | ***  | ***  |

**B**

| Country | 2006 | 2007 | 2008 | 2009 | 2010 | 2011 | 2012 | 2013 | 2014 | 2015 |
|---------|------|------|------|------|------|------|------|------|------|------|
| Country | ***  | ***  | ***  | ***  | ***  | ***  | ***  | ***  | ***  | ***  |
| Country | ***  | ***  | ***  | ***  | ***  | ***  | ***  | ***  | ***  | ***  |
| Country | ***  | ***  | ***  | ***  | ***  | ***  | ***  | ***  | ***  | ***  |
| Country | ***  | ***  | ***  | ***  | ***  | ***  | ***  | ***  | ***  | ***  |
| Country | ***  | ***  | ***  | ***  | ***  | ***  | ***  | ***  | ***  | ***  |
| Country | ***  | ***  | ***  | ***  | ***  | ***  | ***  | ***  | ***  | ***  |
| Country | ***  | ***  | ***  | ***  | ***  | ***  | ***  | ***  | ***  | ***  |
| Country | ***  | ***  | ***  | ***  | ***  | ***  | ***  | ***  | ***  | ***  |
| Country | ***  | ***  | ***  | ***  | ***  | ***  | ***  | ***  | ***  | ***  |
| Country | ***  | ***  | ***  | ***  | ***  | ***  | ***  | ***  | ***  | ***  |
| Country | ***  | ***  | ***  | ***  | ***  | ***  | ***  | ***  | ***  | ***  |

Source: \*\*\*

Figure 22: Producer Prices in Industry – Non-Domestic Output Price Index - in National Currency

INDIC\_BT Non-domestic output price index - in national currency

NACE\_R2 Manufacture of \*\*\*



Source: \*\*\*

**B**

# 8. TRADE STRUCTURE AND CHANNELS

## 8.1 MAJOR TRADE CHANNELS

...

## 8.2 PRICE STRUCTURE

...

B

# 9. BUSINESS ENVIRONMENT OVERVIEW

## 9.1 STRUCTURAL PROFILE

...

Table 19: Key Indicators, Type of Manufacturing, 2012

*Special value:*  
*: not available*

| Country | Number of enterprises | Number of persons employed | Turnover | Value added   | Personnel costs |
|---------|-----------------------|----------------------------|----------|---------------|-----------------|
|         | (Units)               |                            |          | (EUR million) |                 |
| Country | ***                   | ***                        | ***      | ***           | ***             |
| Country | ***                   | ***                        | ***      | ***           | ***             |
| Country | ***                   | ***                        | ***      | ***           | ***             |
| Country | ***                   | ***                        | ***      | ***           | ***             |
| Country | ***                   | ***                        | ***      | ***           | ***             |
| Country | ***                   | ***                        | ***      | ***           | ***             |
| Country | ***                   | ***                        | ***      | ***           | ***             |
| Country | ***                   | ***                        | ***      | ***           | ***             |
| Country | ***                   | ***                        | ***      | ***           | ***             |
| Country | ***                   | ***                        | ***      | ***           | ***             |
| Country | ***                   | ***                        | ***      | ***           | ***             |
| Country | ***                   | ***                        | ***      | ***           | ***             |
| Country | ***                   | ***                        | ***      | ***           | ***             |
| Country | ***                   | ***                        | ***      | ***           | ***             |
| Country | ***                   | ***                        | ***      | ***           | ***             |
| Country | ***                   | ***                        | ***      | ***           | ***             |
| Country | ***                   | ***                        | ***      | ***           | ***             |
| Country | ***                   | ***                        | ***      | ***           | ***             |
| Country | ***                   | ***                        | ***      | ***           | ***             |
| Country | ***                   | ***                        | ***      | ***           | ***             |
| Country | ***                   | ***                        | ***      | ***           | ***             |
| Country | ***                   | ***                        | ***      | ***           | ***             |
| Country | ***                   | ***                        | ***      | ***           | ***             |
| Country | ***                   | ***                        | ***      | ***           | ***             |
| Country | ***                   | ***                        | ***      | ***           | ***             |
| Country | ***                   | ***                        | ***      | ***           | ***             |
| Country | ***                   | ***                        | ***      | ***           | ***             |
| Country | ***                   | ***                        | ***      | ***           | ***             |
| Country | ***                   | ***                        | ***      | ***           | ***             |
| Country | ***                   | ***                        | ***      | ***           | ***             |
| Country | ***                   | ***                        | ***      | ***           | ***             |

Source: \*\*\*



**B**

## 9.2 COUNTRY ANALYSIS

...

Table 12: Largest and Most Specialised Countries in Type of Manufacturing

| Country   | Value added | (% share of EU-28 value added) |
|-----------|-------------|--------------------------------|
| Country A | ***         | ***                            |
| Country B | ***         | ***                            |
| Country C | ***         | ***                            |
| Country D | ***         | ***                            |
| Country E | ***         | ***                            |
| Country F | ***         | ***                            |
| Country G | ***         | ***                            |
| Country H | ***         | ***                            |
| Country I | ***         | ***                            |
| Country J | ***         | ***                            |

Source: \*\*\*

## 9.3 SIZE CLASS ANALYSIS

...

Table 13: Number of Persons Employed by Enterprise Size Class, Type of Manufacturing, 2012

Special value:  
: not available

| Country | From 0 to 9 persons employed | From 10 to 19 persons employed | From 20 to 49 persons employed | From 50 to 249 persons employed | 250 persons employed or more |
|---------|------------------------------|--------------------------------|--------------------------------|---------------------------------|------------------------------|
| EU-28   | ***                          | ***                            | ***                            | ***                             | ***                          |
| EU-27   | ***                          | ***                            | ***                            | ***                             | ***                          |
| Country | ***                          | ***                            | ***                            | ***                             | ***                          |
| Country | ***                          | ***                            | ***                            | ***                             | ***                          |
| Country | ***                          | ***                            | ***                            | ***                             | ***                          |
| Country | ***                          | ***                            | ***                            | ***                             | ***                          |
| Country | ***                          | ***                            | ***                            | ***                             | ***                          |
| Country | ***                          | ***                            | ***                            | ***                             | ***                          |
| Country | ***                          | ***                            | ***                            | ***                             | ***                          |
| Country | ***                          | ***                            | ***                            | ***                             | ***                          |
| Country | ***                          | ***                            | ***                            | ***                             | ***                          |
| Country | ***                          | ***                            | ***                            | ***                             | ***                          |
| Country | ***                          | ***                            | ***                            | ***                             | ***                          |
| Country | ***                          | ***                            | ***                            | ***                             | ***                          |
| Country | ***                          | ***                            | ***                            | ***                             | ***                          |

B

| Country | From 0 to 9 persons employed | From 10 to 19 persons employed | From 20 to 49 persons employed | From 50 to 249 persons employed | 250 persons employed or more |
|---------|------------------------------|--------------------------------|--------------------------------|---------------------------------|------------------------------|
| Country | ***                          | ***                            | ***                            | ***                             | ***                          |
| Country | ***                          | ***                            | ***                            | ***                             | ***                          |
| Country | ***                          | ***                            | ***                            | ***                             | ***                          |
| Country | ***                          | ***                            | ***                            | ***                             | ***                          |
| Country | ***                          | ***                            | ***                            | ***                             | ***                          |
| Country | ***                          | ***                            | ***                            | ***                             | ***                          |
| Country | ***                          | ***                            | ***                            | ***                             | ***                          |
| Country | ***                          | ***                            | ***                            | ***                             | ***                          |
| Country | ***                          | ***                            | ***                            | ***                             | ***                          |
| Country | ***                          | ***                            | ***                            | ***                             | ***                          |
| Country | ***                          | ***                            | ***                            | ***                             | ***                          |
| Country | ***                          | ***                            | ***                            | ***                             | ***                          |
| Country | ***                          | ***                            | ***                            | ***                             | ***                          |
| Country | ***                          | ***                            | ***                            | ***                             | ***                          |
| Country | ***                          | ***                            | ***                            | ***                             | ***                          |
| Country | ***                          | ***                            | ***                            | ***                             | ***                          |
| Country | ***                          | ***                            | ***                            | ***                             | ***                          |
| Country | ***                          | ***                            | ***                            | ***                             | ***                          |
| Country | ***                          | ***                            | ***                            | ***                             | ***                          |
| Country | ***                          | ***                            | ***                            | ***                             | ***                          |
| Country | ***                          | ***                            | ***                            | ***                             | ***                          |

Source: \*\*\*

Table 14: Value Added by Enterprise Size Class, Type of Manufacturing, 2012  
(million EUR)Special value:  
: not available

| Country | From 0 to 9 persons employed | From 10 to 19 persons employed | From 20 to 49 persons employed | From 50 to 249 persons employed | 250 persons employed or more |
|---------|------------------------------|--------------------------------|--------------------------------|---------------------------------|------------------------------|
| EU-28   | ***                          | ***                            | ***                            | ***                             | ***                          |
| EU-27   | ***                          | ***                            | ***                            | ***                             | ***                          |
| Country | ***                          | ***                            | ***                            | ***                             | ***                          |
| Country | ***                          | ***                            | ***                            | ***                             | ***                          |
| Country | ***                          | ***                            | ***                            | ***                             | ***                          |
| Country | ***                          | ***                            | ***                            | ***                             | ***                          |
| Country | ***                          | ***                            | ***                            | ***                             | ***                          |
| Country | ***                          | ***                            | ***                            | ***                             | ***                          |
| Country | ***                          | ***                            | ***                            | ***                             | ***                          |
| Country | ***                          | ***                            | ***                            | ***                             | ***                          |
| Country | ***                          | ***                            | ***                            | ***                             | ***                          |
| Country | ***                          | ***                            | ***                            | ***                             | ***                          |
| Country | ***                          | ***                            | ***                            | ***                             | ***                          |
| Country | ***                          | ***                            | ***                            | ***                             | ***                          |
| Country | ***                          | ***                            | ***                            | ***                             | ***                          |
| Country | ***                          | ***                            | ***                            | ***                             | ***                          |
| Country | ***                          | ***                            | ***                            | ***                             | ***                          |
| Country | ***                          | ***                            | ***                            | ***                             | ***                          |
| Country | ***                          | ***                            | ***                            | ***                             | ***                          |

B

| Country | From 0 to 9 persons employed | From 10 to 19 persons employed | From 20 to 49 persons employed | From 50 to 249 persons employed | 250 persons employed or more |
|---------|------------------------------|--------------------------------|--------------------------------|---------------------------------|------------------------------|
| Country | ***                          | ***                            | ***                            | ***                             | ***                          |
| Country | ***                          | ***                            | ***                            | ***                             | ***                          |
| Country | ***                          | ***                            | ***                            | ***                             | ***                          |
| Country | ***                          | ***                            | ***                            | ***                             | ***                          |
| Country | ***                          | ***                            | ***                            | ***                             | ***                          |
| Country | ***                          | ***                            | ***                            | ***                             | ***                          |
| Country | ***                          | ***                            | ***                            | ***                             | ***                          |
| Country | ***                          | ***                            | ***                            | ***                             | ***                          |
| Country | ***                          | ***                            | ***                            | ***                             | ***                          |
| Country | ***                          | ***                            | ***                            | ***                             | ***                          |
| Country | ***                          | ***                            | ***                            | ***                             | ***                          |
| Country | ***                          | ***                            | ***                            | ***                             | ***                          |
| Country | ***                          | ***                            | ***                            | ***                             | ***                          |
| Country | ***                          | ***                            | ***                            | ***                             | ***                          |
| Country | ***                          | ***                            | ***                            | ***                             | ***                          |
| Country | ***                          | ***                            | ***                            | ***                             | ***                          |
| Country | ***                          | ***                            | ***                            | ***                             | ***                          |

Source: \*\*\*

Figure 23: Relative Importance of Enterprise Size Classes, Type of Manufacturing, 2012 (% share of sectoral total)

The size of each bubble is proportional to the Value added of each size class rebased.



Source: \*\*\*

**B**

# 10. COMPANY PROFILES

...

**B**

**If you need further information, please do not hesitate to contact us on the details below.**

**SOURCE:** <http://www.indexbox.co.uk/store/ireland-marble-and-travertine-market-report-analysis-and-forecast-to-2020/>

### Single User License

**EUR 1490**

You will receive one license for the report; the use of the report is limited to only one person.

### Enterprise License

**EUR 2980**

You will receive an enterprise-wide license which allows any person in your company to use the report.

### Get 70% Discount For Next Yearly Update

Include our next yearly update of the report for a discount price by adding it to the current purchase. This option costs +30% of the license price.

### 3 easy ways to order:

- Simply order online at <http://www.indexbox.co.uk/store/ireland-marble-and-travertine-market-report-analysis-and-forecast-to-2020/>
- Call on +44 20 3239 3063 to discuss your requirements and special discounts on multi-report orders
- Email your order to [info@indexbox.co.uk](mailto:info@indexbox.co.uk)